






DOCUMENT "LES PERFORMANCES" ⁽¹⁾

Société Générale Gestion Privée Vie Evolution, Société Générale Gestion Privée Capitalisation Evolution et Société Générale Gestion Privée Capitalisation PM





La part d'unités de compte du contrat présentant des caractéristiques « Environnementales, Sociales et de Gouvernance » conformément à l'article L. 131-1-2 du Code des assurances est de 13%



Code ISIN	Libellé du support	Société de gestion	Indicateur de risque de l'unité de compte (SRI) : 1 (faible) à 7 (élevé)	Performance brute de l'actif 2023 (A)	Frais de gestion de l'actif (B) dont frais rétrocédés (taux de rétrocessions de commissions)	Performance nette de l'unité de compte 2023 (A-B)	Frais de gestion du contrat/frais GSMD* UC+ Mandat (C)	Frais totaux (B+C) dont frais rétrocédés (taux de rétrocessions de commissions)
-----------	--------------------	--------------------	--	---------------------------------------	--	---	--	---






GAMME DES SUPPORTS en Gestion Libre






Fonds immobiliers								
MOIFD0000057	SCPI EFIMMO 1	SOFIDY	3	6,17%	0,97% (dont 0%)	5,20%	0,80%	1,77% (dont 0%)
MOIFD0000721	SCPI GENEPIERRE 	AMUNDI	3	5,47%	0,87% (dont 0%)	4,60%	0,80%	1,67% (dont 0%)
M00000003485	SCPI LF EUROPIMMO	LA FRANCAISE REAL ESTATE MANAGERS	3	5,65%	1,01% (dont 0%)	4,64%	1,00%	2,01% (dont 0%)
MOIFD0000061	SCPI IMMORENTE	SOFIDY	3	5,98%	0,98% (dont 0%)	5,00%	0,80%	1,78% (dont 0%)
MOIFD0000063	SCPI NOVAPIERRE	PAREF GESTION	3	6,27%	1,77% (dont 0%)	4,50%	1,00%	2,77% (dont 0%)
MOIFD0000728	SCPI PATRIMMO COMMERCE	PRIMONIAL REIM	3	4,95%	1,47% (dont 0%)	3,48%	1,00%	2,47% (dont 0%)
MOIFD0000058	SCPI PFO2 	PERIAL ASSET MANAGEMENT	3	5,07%	0,97% (dont 0%)	4,10%	1,00%	1,97% (dont 0%)
M00000005660	SCPI PRIMOFAMILY	PRIMONIAL REIM	3	4,72%	1,1% (dont 0%)	3,62%	1,00%	2,1% (dont 0%)
MOIFD0000068	SCPI PRIMOPIERRE 	PRIMONIAL REIM	3	4,92%	0,8% (dont 0%)	4,12%	1,00%	1,8% (dont 0%)
M00000001329	SCPI PRIMOVIE	PRIMONIAL REIM	3	5,07%	0,86% (dont 0%)	4,21%	0,80%	1,66% (dont 0%)
M00000003830	SCI SOGEPIERRE 	SOGECAP	3	-4,03%	1,72% (dont 0%)	-5,75%	1,00%	2,72% (dont 0%)
M00000002999	SCI PIERRE PATRIMOINE	SOGECAP	3	-2,46%	1,7% (dont 0%)	-4,16%	0,80%	2,5% (dont 0%)
FR0011066091	SG OPCIMMO	AMUNDI IMMOBILIER	2	-9,87%	1,97% (dont 0,45%)	-11,84%	1,00%	2,97% (dont 0,45%)
FR0014000AP2	SG PRIMONIAL OPC I SR 	PRIMONIAL REIM	4	-9,67%	1% (dont 0,7%)	-10,67%	0,80%	1,8% (dont 0,7%)





GAMME DES SUPPORTS en Gestion Libre - Gestion Synoë -GSMD Poche Libre et Poche Gérée



Fonds actions								
FR0013473568	29 HAUSSMANN FLEXIBLE STRUCTURES PART C	SG 29 HAUSSMANN	3	15,34%	1,77% (dont 0,9%)	13,57%	0,8% / 2,30%	2,57%/4,07% (dont 0,9%)
FR0011443225	29 HAUSSMANN ACTIONS EUROPE ISR C 	SG 29 HAUSSMANN	4	12,06%	1,51% (dont 0,9%)	10,55%	0,8% / 2,30%	2,31%/3,81% (dont 0,9%)
FR0010267476	29 HAUSSMANN FLEXIBLE MONDE C	SG 29 HAUSSMANN	4	7,22%	1,66% (dont 0,9%)	5,56%	0,8% / 2,30%	2,46%/3,96% (dont 0,9%)
FR0011443001	29 HAUSSMANN SELECTION EUROPE 	SG 29 HAUSSMANN	4	15,08%	1,8% (dont 1,08%)	13,28%	0,8% / 2,30%	2,6%/4,1% (dont 1,08%)
FR0011443233	29 HAUSSMANN SELECTION France C 	SG 29 HAUSSMANN	4	12,31%	1,8% (dont 1,08%)	10,51%	0,8% / 2,30%	2,6%/4,1% (dont 1,08%)
FR0007050570	29 HAUSSMANN SELECTION MONDE 	SG 29 HAUSSMANN	4	12,81%	1,81% (dont 1,08%)	11,00%	0,8% / 2,30%	2,61%/4,11% (dont 1,08%)




Code ISIN	Libellé du support	Société de gestion	Indicateur de risque de l'unité de compte (SRI) : 1 (faible) à 7 (élevé)	Performance brute de l'actif 2023 (A)	Frais de gestion de l'actif (B) dont frais rétrocédés (taux de rétrocessions de commissions)	Performance nette de l'unité de compte 2023 (A-B)	Frais de gestion du contrat/frais GSMD* UC+ Mandat (C)	Frais totaux (B+C) dont frais rétrocédés (taux de rétrocessions de commissions)
LU0469266505	AB FCP I - ASIA EX-JAPAN EQUITY PORTFOLIO	ALLIANCE BERNSTEIN	4	5,32%	2,05% (dont 0,76%)	3,27%	0,8% / 2,30%	2,85%/4,35% (dont 0,76%)
LU1481505755	ABN AMRO FUNDS - PARNASSUS US ESG EQUITIES A EUR	 NEUFLIZE OBC INVESTISSEMENTS	5	20,62%	1,69% (dont 0,71%)	18,93%	0,8% / 2,30%	2,49%/3,99% (dont 0,71%)
LU0566486402	ABRDN SICAV I - ASIA PACIFIC SUSTAINABLE EQUITY FUND A	ABERDEEN ASSET MANAGEMENT	4	-4,35%	2,03% (dont 1%)	-6,38%	0,8% / 2,30%	2,83%/4,33% (dont 1%)
LU0498181733	ABRDN SICAV I - EMERGING MARKETS EQUITY FUND A ACC EUR	ABERDEEN ASSET MANAGEMENT	4	3,28%	2,03% (dont 1%)	1,25%	0,8% / 2,30%	2,83%/4,33% (dont 1%)
LU0476876759	ABRDN SICAV I - JAPANESE SUSTAINABLE EQUITY FUND A HEDGED EUR	ABERDEEN ASSET MANAGEMENT	5	29,03%	1,72% (dont 0,86%)	27,31%	0,8% / 2,30%	2,52%/4,02% (dont 0,86%)
LU0566486667	ABRDN SICAV I - LATIN AMERICAN EQUITY FUND A2 EUR	ABERDEEN ASSET MANAGEMENT	5	26,32%	2,11% (dont 1%)	24,21%	0,8% / 2,30%	2,91%/4,41% (dont 1%)
LU0235308482	ALKEN FUND - EUROPEAN OPPORTUNITIES R	ALKEN ASSET MANAGEMENT	5	12,17%	1,85% (dont 0,43%)	10,32%	0,8% / 2,30%	2,65%/4,15% (dont 0,43%)
LU0348826909	ALLIANZ GIF ALL CHINA EQUITY AT	ALLIANZ GLOBAL INVESTORS EUROPE GMBH	5	-21,35%	2,3% (dont 0,91%)	-23,65%	0,8% / 2,30%	3,1%/4,6% (dont 0,91%)
LU0256839274	ALLIANZ GLOBAL INVESTORS FUND - ALLIANZ EUROPE EQUITY GROWTH AT (EUR)	ALLIANZ GLOBAL INVESTORS LUXEMBOURG	5	22,08%	1,85% (dont 0,78%)	20,23%	0,8% / 2,30%	2,65%/4,15% (dont 0,78%)
LU0256840447	ALLIANZ GLOBAL INVESTORS FUND - ALLIANZ RCM EUROLAND EQUITY GROWTH AT	ALLIANZ GLOBAL INVESTORS LUXEMBOURG	5	20,04%	1,85% (dont 0,78%)	18,19%	0,8% / 2,30%	2,65%/4,15% (dont 0,78%)
FR0000017329	ALLIANZ VALEURS DURABLES R	 ALLIANZ GLOBAL INVESTORS EUROPE GMBH	4	18,43%	1,8% (dont 0,94%)	16,63%	0,8% / 2,30%	2,6%/4,1% (dont 0,94%)
FR0010188383	AMUNDI ACTIONS EMERGENTS P	AMUNDI ASSET MANAGEMENT	4	5,94%	1,92% (dont 1,28%)	4,02%	0,8% / 2,30%	2,72%/4,22% (dont 1,28%)
LU1681047236	AMUNDI ETF EURO STOXX 50 DR	AMUNDI LUXEMBOURG	5	22,89%	0,15% (dont 0%)	22,74%	0,8% / 2,30%	0,95%/2,45% (dont 0%)
IE0006IP4XZ8	AMUNDI ETF ICAV - AMUNDI MSCI USA ESG CLIMATE NET ZERO AMBITION CTB B UCITS ETF	AMUNDI IRELAND LTD	5	21,43%	0% (dont 0%)	21,43%	0,8% / 2,30%	0,8%/2,3% (dont 0%)
IE000Q8Z0D8	AMUNDI ETF ICAV - AMUNDI MSCI USA ESG CLIMATE NET ZERO AMBITION CTB UCITS ETF	AMUNDI IRELAND LTD	5	21,43%	0% (dont 0%)	21,43%	0,8% / 2,30%	0,8%/2,3% (dont 0%)
IE0008TKP607	AMUNDI ETF ICAV - AMUNDI MSCI USA ESG LEADERS EXTRA UCITS ETF	AMUNDI ASSET MANAGEMENT	5	29,02%	0% (dont 0%)	29,02%	0,8% / 2,30%	0,8%/2,3% (dont 0%)
LU1883868819	AMUNDI FUNDS - AMUNDI FUNDS TOP EUROPEAN PLAYERS A EUR	AMUNDI LUXEMBOURG	4	16,04%	1,78% (dont 1,04%)	14,26%	0,8% / 2,30%	2,58%/4,08% (dont 1,04%)
LU1882445569	AMUNDI FUNDS - CHINA EQUITY A EUR	AMUNDI LUXEMBOURG	6	-19,91%	2,18% (dont 1,24%)	-22,09%	0,8% / 2,30%	2,98%/4,48% (dont 1,24%)
LU0557854147	AMUNDI FUNDS - EQUITY ASIA EX JAPAN AE	AMUNDI LUXEMBOURG	5	-0,41%	2,28% (dont 1,17%)	-2,69%	0,8% / 2,30%	3,08%/4,58% (dont 1,17%)
LU0557858130	AMUNDI FUNDS - EQUITY EMERGING WORLD AE	AMUNDI LUXEMBOURG	4	6,09%	2,09% (dont 1,17%)	4,00%	0,8% / 2,30%	2,89%/4,39% (dont 1,17%)
LU0568583420	AMUNDI FUNDS - EQUITY JAPAN TARGET AE	AMUNDI LUXEMBOURG	4	20,74%	2,25% (dont 1,24%)	18,49%	0,8% / 2,30%	3,05%/4,55% (dont 1,24%)
LU0568603129	AMUNDI FUNDS - EQUITY US CONCENTRATED CORE AHE	AMUNDI LUXEMBOURG	NC	NC	NC	NC	0,8% / 2,30%	NC
LU0568607203	AMUNDI FUNDS - EUROLAND EQUITY SMALL CAP AE	AMUNDI LUXEMBOURG	4	14,64%	1,98% (dont 1,17%)	12,66%	0,8% / 2,30%	2,78%/4,28% (dont 1,17%)
LU0755949848	AMUNDI FUNDS - EUROPEAN EQUITY CONSERVATIVE	AMUNDI LUXEMBOURG	4	10,88%	1,76% (dont 1,04%)	9,12%	0,8% / 2,30%	2,56%/4,06% (dont 1,04%)
LU0557866588	AMUNDI FUNDS - JAPAN EQUITY VALUE AE	AMUNDI LUXEMBOURG	4	7,55%	1,78% (dont 1,04%)	5,77%	0,8% / 2,30%	2,58%/4,08% (dont 1,04%)






Code ISIN	Libellé du support	Société de gestion	Indicateur de risque de l'unité de compte (SRI) : 1 (faible) à 7 (élevé)	Performance brute de l'actif 2023 (A)	Frais de gestion de l'actif (B) dont frais rétrocédés (taux de rétrocessions de commissions)	Performance nette de l'unité de compte 2023 (A-B)	Frais de gestion du contrat/frais GSMD* UC+ Mandat (C)	Frais totaux (B+C) dont frais rétrocédés (taux de rétrocessions de commissions)
LU1883854199	AMUNDI FUNDS - PIONEER US EQUITY FUNDAMENTAL GROWTH A EUR	AMUNDI LUXEMBOURG	5	31,95%	1,78% (dont 1,04%)	30,17%	0,8% / 2,30%	2,58%/4,08% (dont 1,04%)
LU1894682704	AMUNDI FUNDS - PIONEER US EQUITY RESEARCH VALUE A EUR	AMUNDI LUXEMBOURG	5	4,58%	1,78% (dont 1,04%)	2,80%	0,8% / 2,30%	2,58%/4,08% (dont 1,04%)
LU1894682969	AMUNDI FUNDS - PIONEER US EQUITY RESEARCH VALUE A EUR Hgd	AMUNDI LUXEMBOURG	5	5,71%	1,78% (dont 1,04%)	3,93%	0,8% / 2,30%	2,58%/4,08% (dont 1,04%)
LU0552029232	AMUNDI FUNDS - SBI FM EQUITY INDIA	AMUNDI LUXEMBOURG	5	17,55%	2,25% (dont 1,17%)	15,30%	0,8% / 2,30%	3,05%/4,55% (dont 1,17%)
LU1883303635	AMUNDI FUNDS EUROLAND EQUITY A EUR	AMUNDI LUXEMBOURG	5	23,92%	1,78% (dont 1,04%)	22,14%	0,8% / 2,30%	2,58%/4,08% (dont 1,04%)
LU1883314244	AMUNDI FUNDS EUROPEAN EQUITY VALUE A EUR C	AMUNDI LUXEMBOURG	5	17,66%	1,78% (dont 1,04%)	15,88%	0,8% / 2,30%	2,58%/4,08% (dont 1,04%)
LU2146567529	AMUNDI FUNDS PIONEER US EQUITY ESG IMPROVERS	AMUNDI LUXEMBOURG	4	8,30%	1,6% (dont 0,93%)	6,70%	0,8% / 2,30%	2,4%/3,9% (dont 0,93%)
LU0389812347	AMUNDI INDEX MSCI NORTH ESG BROAD CTB	AMUNDI LUXEMBOURG	5	21,06%	0,3% (dont 0,1%)	20,76%	0,8% / 2,30%	1,1%/2,6% (dont 0,1%)
LU1215415214	AMUNDI INDEX SOLUTIONS - AMUNDI EURO HIGH YIELD BOND ESG	AMUNDI ASSET MANAGEMENT	NC	NC	NC	NC	0,8% / 2,30%	NC
LU1861138961	AMUNDI INDEX SOLUTIONS - AMUNDI INDEX MSCI EMRGING MARKETS SRI PAB UCITS ETF DR 	AMUNDI ASSET MANAGEMENT	4	2,12%	0,25% (dont 0%)	1,87%	0,8% / 2,30%	1,05%/2,55% (dont 0%)
LU2233156749	AMUNDI INDEX SOLUTIONS - AMUNDI INDEX MSCI JAPAN SRI PAB - UCITS ETF DR (A)	AMUNDI LUXEMBOURG SA	4	18,50%	0,18% (dont 0%)	18,32%	0,8% / 2,30%	0,98%/2,48% (dont 0%)
LU2269164310	AMUNDI INDEX SOLUTIONS - AMUNDI INDEX MSCI JAPAN SRI PAB UCITS ETF DR HEDGED EUR (A) 	AMUNDI LUXEMBOURG SA	4	22,35%	0,2% (dont 0%)	22,15%	0,8% / 2,30%	1%/2,5% (dont 0%)
LU0390717543	AMUNDI INDEX SOLUTIONS - AMUNDI INDEX MSCI PACIFIC EX JAPAN SRI PAB 	AMUNDI LUXEMBOURG	4	2,44%	0,3% (dont 0,1%)	2,14%	0,8% / 2,30%	1,1%/2,6% (dont 0,1%)
LU1834988278	AMUNDI INDEX SOLUTIONS - AMUNDI STOXX EUROPE 600 ENERGY ESG SCREENED ETF	AMUNDI ASSET MANAGEMENT	5	2,89%	0,3% (dont 0%)	2,59%	0,8% / 2,30%	1,1%/2,6% (dont 0%)
LU0496786574	AMUNDI S&P 500 II ETF D EUR	AMUNDI ASSET MANAGEMENT	5	21,95%	0,07% (dont 0%)	21,88%	0,8% / 2,30%	0,87%/2,37% (dont 0%)
LU0959211243	AMUNDI S&P 500 II ETF DAILY HEDGED D EUR	AMUNDI ASSET MANAGEMENT	5	22,73%	0,07% (dont 0%)	22,66%	0,8% / 2,30%	0,87%/2,37% (dont 0%)
FR0000288185	AMUNDI SMALL CAP EURO P	AMUNDI ASSET MANAGEMENT	4	14,63%	1,87% (dont 1,78%)	12,77%	0,8% / 2,30%	2,67%/4,17% (dont 1,78%)
IE0004352823	AXA IM EQUITY TRUST - AXA IM EUROBLOC EQUITY	AXA ROSENBERG MGT LTD/IRL	5	20,34%	1,47% (dont 0,71%)	18,87%	0,8% / 2,30%	2,27%/3,77% (dont 0,71%)
IE0031069721	AXA IM EQUITY TRUST - AXA IM JAPAN SMALL CAP EQUITY	AXA ROSENBERG MGT LTD/IRL	4	-2,20%	1,68% (dont 0,71%)	-3,88%	0,8% / 2,30%	2,48%/3,98% (dont 0,71%)
IE0031069275	AXA ROSENBERG EQUITY ALPHA TRUST - AXA IM US EQUITY QI	AXA ROSENBERG MGT LTD/IRL	5	16,78%	1,44% (dont 0,71%)	15,34%	0,8% / 2,30%	2,24%/3,74% (dont 0,71%)
LU0216734045	AXA WORLD FUNDS - EUROPE REAL ESTATE A	AXA INVESTMENTS MANAGERS	5	16,32%	1,77% (dont 0,71%)	14,54%	0,8% / 2,30%	2,57%/4,07% (dont 0,71%)
LU0189847683	AXA WORLD FUNDS - FRAMLINGTON TALENTS GLOBAL	AXA INVESTMENTS MANAGERS	NC	NC	NC	NC	0,8% / 2,30%	NC
LU0266012235	AXA WORLD FUNDS - GLOBAL REAL ESTATE SECURITIES	AXA INVESTMENTS MANAGERS	4	7,49%	2,02% (dont 0,91%)	5,48%	0,8% / 2,30%	2,82%/4,32% (dont 0,91%)
LU1774150145	AXA WORLD FUNDS - SUSTAINABLE EQUITY QI 	AXA FUNDS MANAGEMENT SA	4	13,75%	0,47% (dont 0%)	13,29%	0,8% / 2,30%	1,27%/2,77% (dont 0%)
LU0184627536	AXA WORLD FUNDS SICAV - SWITZERLAND EQUITY 	AXA INVESTMENTS MANAGERS	4	12,32%	1,79% (dont 0,78%)	10,53%	0,8% / 2,30%	2,59%/4,09% (dont 0,78%)







Code ISIN	Libellé du support	Société de gestion	Indicateur de risque de l'unité de compte (SRI) : 1 (faible) à 7 (élevé)	Performance brute de l'actif 2023 (A)	Frais de gestion de l'actif (B) dont frais rétrocédés (taux de rétrocessions de commissions)	Performance nette de l'unité de compte 2023 (A-B)	Frais de gestion du contrat/frais GSMD* UC+ Mandat (C)	Frais totaux (B+C) dont frais rétrocédés (taux de rétrocessions de commissions)
LU1319653389	AXA WORLD FUNDS SICAV - UK EQUITY A EUR	AXA FUNDS MANAGEMENT SA	5	7,53%	1,76% (dont 0,78%)	5,77%	0,8% / 2,30%	2,56%/4,06% (dont 0,78%)
LU1279613951	BLACKROCK GLOBAL FUNDS - ASIAN GROWTH LEADERS FUND A2 EUR HEDGED	BLACKROCK LUXEMBOURG SA	4	0,96%	1,85% (dont 0,85%)	-0,89%	0,8% / 2,30%	2,65%/4,15% (dont 0,85%)
LU0224105477	BLACKROCK GLOBAL FUNDS - CONTINENTAL EUROPEAN FLEXIBLE FUND A2RF EUR	BLACKROCK LUXEMBOURG SA	5	20,87%	1,82% (dont 0,85%)	19,05%	0,8% / 2,30%	2,62%/4,12% (dont 0,85%)
LU0011850392	BLACKROCK GLOBAL FUNDS - EMERGING EUROPE FUND	BLACKROCK INVESTMENTS MANAGERS	6	2,07%	2,07% (dont 0%)	0,00%	0,8% / 2,30%	2,87%/4,37% (dont 0%)
LU0093502762	BLACKROCK GLOBAL FUNDS - EURO MARKETS	BLACKROCK LUXEMBOURG SA	5	17,10%	1,82% (dont 0,85%)	15,28%	0,8% / 2,30%	2,62%/4,12% (dont 0,85%)
LU0562822386	BLACKROCK GLOBAL FUNDS - EUROPEAN EQUITY INCOME FUND A2 EUR CAP	BLACKROCK INVESTMENTS MANAGERS	4	15,75%	1,82% (dont 0,85%)	13,93%	0,8% / 2,30%	2,62%/4,12% (dont 0,85%)
LU0171289571	BLACKROCK GLOBAL FUNDS - LATIN AMERICAN	BLACKROCK INVESTMENTS MANAGERS	6	33,61%	2,59% (dont 1,28%)	31,03%	0,8% / 2,30%	3,39%/4,89% (dont 1,28%)
LU0171301533	BLACKROCK GLOBAL FUNDS - WORLD ENERGY	BLACKROCK LUXEMBOURG SA	6	2,16%	2,06% (dont 1%)	0,09%	0,8% / 2,30%	2,86%/4,36% (dont 1%)
LU0171305526	BLACKROCK GLOBAL FUNDS - WORLD GOLD	BLACKROCK LUXEMBOURG SA	6	4,90%	2,07% (dont 1%)	2,84%	0,8% / 2,30%	2,87%/4,37% (dont 1%)
LU0326422689	BLACKROCK GLOBAL FUNDS - WORLD GOLD HEDGED	BLACKROCK INVESTMENTS MANAGERS	6	4,78%	2,07% (dont 1%)	2,71%	0,8% / 2,30%	2,87%/4,37% (dont 1%)
LU0171307068	BLACKROCK GLOBAL FUNDS - WORLD HEALTHSCIENCE FUND A2 EUR	BLACKROCK INVESTMENTS MANAGERS	4	0,49%	1,82% (dont 0,85%)	-1,33%	0,8% / 2,30%	2,62%/4,12% (dont 0,85%)
LU0172157280	BLACKROCK GLOBAL FUNDS - WORLD MINING	BLACKROCK LUXEMBOURG SA	5	-1,77%	2,07% (dont 1%)	-3,84%	0,8% / 2,30%	2,87%/4,37% (dont 1%)
LU1313771856	CANDRIAM SUSTAINABLE EQUITY EUROPE C 	CANDRIAM	4	9,09%	1,91% (dont 0,86%)	7,18%	0,8% / 2,30%	2,71%/4,21% (dont 0,86%)
FR0010149302	CARMIGNAC EMERGENTS 	CARMIGNAC GESTION	4	11,05%	1,54% (dont 0,66%)	9,51%	0,8% / 2,30%	2,34%/3,84% (dont 0,66%)
FR0010148981	CARMIGNAC INVESTISSEMENT 	CARMIGNAC GESTION	4	20,43%	1,52% (dont 0,66%)	18,92%	0,8% / 2,30%	2,32%/3,82% (dont 0,66%)
IE00BD1DJ122	COMGEST GROWTH JAPAN R	COMGEST SA	4	4,32%	1,75% (dont 0,81%)	2,57%	0,8% / 2,30%	2,55%/4,05% (dont 0,81%)
FR0000284689	COMGEST MONDE	COMGEST SA	4	24,00%	2,16% (dont 0,71%)	21,84%	0,8% / 2,30%	2,96%/4,46% (dont 0,71%)
FR0000295230	COMGEST RENAISSANCE EUROPE C	COMGEST SA	4	24,90%	1,85% (dont 0,75%)	23,05%	0,8% / 2,30%	2,65%/4,15% (dont 0,75%)
FR0012300374	CPR GLOBAL SILVER AGE P 	CPR ASSET MANAGEMENT	4	1,77%	1,9% (dont 1,03%)	-0,13%	0,8% / 2,30%	2,7%/4,2% (dont 1,03%)
LU1530899142	CPR INVEST - GLOBAL DISRUPTIVE OPPORTUNITIES A - ACC	CPR ASSET MANAGEMENT	5	28,55%	2,31% (dont 1,38%)	26,24%	0,8% / 2,30%	3,11%/4,61% (dont 1,38%)
FR0010836163	CPR SILVER AGE P	CPR ASSET MANAGEMENT	4	11,26%	1,5% (dont 0,99%)	9,76%	0,8% / 2,30%	2,3%/3,8% (dont 0,99%)
LU1683285321	CS INVESTMENT FUNDS 2 - CREDIT SUISSE (LUX) DIGITAL HEALTH EQUITY FUND BH EUR	CREDIT SUISSE ASSET MANAGEMENT	5	6,89%	1,9% (dont 0,76%)	4,99%	0,8% / 2,30%	2,7%/4,2% (dont 0,76%)
LU2066958898	CS INVESTMENT FUNDS 2 - CREDIT SUISSE (LUX) SMALL AND MID CAP GERMANY EQUITY FUND B EUR	CREDIT SUISSE ASSET MANAGEMENT	5	9,42%	1,8% (dont 0,76%)	7,62%	0,8% / 2,30%	2,6%/4,1% (dont 0,76%)
LU0740822621	DEUTSCHE INVEST I - GERMAN EQUITIES LC	DWS INVESTMENT SA	5	18,88%	1,6% (dont 0,71%)	17,28%	0,8% / 2,30%	2,4%/3,9% (dont 0,71%)
LU0284396016	DNCA INVEST VALUE EUROPE A EUR 	DNCA FINANCE LUX SA	4	15,92%	2,09% (dont 1,05%)	13,83%	0,8% / 2,30%	2,89%/4,39% (dont 1,05%)


Code ISIN	Libellé du support	Société de gestion	Indicateur de risque de l'unité de compte (SRI) : 1 (faible) à 7 (élevé)	Performance brute de l'actif 2023 (A)	Frais de gestion de l'actif (B) dont frais rétrocédés (taux de rétrocessions de commissions)	Performance nette de l'unité de compte 2023 (A-B)	Frais de gestion du contrat/frais GSMD* UC+ Mandat (C)	Frais totaux (B+C) dont frais rétrocédés (taux de rétrocessions de commissions)
FR0010158048	DORVAL MANAGEURS 	DORVAL ASSET MANAGEMENT	5	15,02%	2,19% (dont 1,05%)	12,83%	0,8% / 2,30%	2,99%/4,49% (dont 1,05%)
LU0329759764	DWS INVEST AFRICA LC	DWS INVESTMENT SA	4	1,92%	2,06% (dont 0,83%)	-0,14%	0,8% / 2,30%	2,86%/4,36% (dont 0,83%)
LU0616856935	DWS INVEST SICAV - BRAZILIAN EQUITIES LC	DWS INVESTMENT SA	6	25,08%	1,95% (dont 0,83%)	23,13%	0,8% / 2,30%	2,75%/4,25% (dont 0,83%)
LU0273158872	DWS INVEST SICAV - GLOBAL AGRIBUSINESS LC	DWS INVESTMENT SA	4	-9,10%	1,57% (dont 0,71%)	-10,67%	0,8% / 2,30%	2,37%/3,87% (dont 0,71%)
LU0507265923	DWS INVEST SICAV - TOP DIVIDEND LC	DWS INVESTMENT SA	4	2,92%	1,57% (dont 0,71%)	1,35%	0,8% / 2,30%	2,37%/3,87% (dont 0,71%)
LU0146864797	DWS RUSSIA	DWS INVESTMENT SA	6	2,05%	2,05% (dont 0%)	0,00%	0,8% / 2,30%	2,85%/4,35% (dont 0%)
FR0010321810	ECHIQUIER - ECHIQUIER AGENOR SRI MID CAP EUROPE A 	FINANCIERE DE L'ECHIQUIER	4	11,30%	2,43% (dont 1,2%)	8,87%	0,8% / 2,30%	3,23%/4,73% (dont 1,2%)
FR0010321802	ECHIQUIER AGRESSOR	FINANCIERE DE L'ECHIQUIER	4	19,26%	2,26% (dont 0,9%)	17,00%	0,8% / 2,30%	3,06%/4,56% (dont 0,9%)
FR0010588343	EDR SICAV - TRICOLORE RENDEMENT A EUR 	EDMOND ROTHSCHILD AM FRANCE SA	4	17,85%	2,16% (dont 0,97%)	15,70%	0,8% / 2,30%	2,96%/4,46% (dont 0,97%)
LU1111642408	ELEVA UCITS ELEVA EUROPEAN SELECTION FUND A1 EUR ACC	ELEVA CAPITAL SAS	0	1,60%	1,6% (dont 0%)	0,00%	0,8% / 2,30%	2,4%/3,9% (dont 0%)
IE00BBL4VX78	FEDERATED HERMES INVESTMENT FUNDS PLC - FEDERATED HERMES ASIA EX-JAPAN EQUITY FUND	HERMES INVESTMENT MANAGEMENT L	4	6,96%	1,61% (dont 0,71%)	5,35%	0,8% / 2,30%	2,41%/3,91% (dont 0,71%)
LU0251127410	FIDELITY FUNDS - AMERICA FUND A ACC	FIL FUND MANAGEMENT LIMITED	4	9,81%	1,89% (dont 0,86%)	7,92%	0,8% / 2,30%	2,69%/4,19% (dont 0,86%)
LU0594300096	FIDELITY FUNDS - CHINA CONSUMER FUND A	FIL FUND MANAGEMENT LIMITED	5	-17,11%	1,91% (dont 0,86%)	-19,02%	0,8% / 2,30%	2,71%/4,21% (dont 0,86%)
LU1048684796	FIDELITY FUNDS - EMERGING MARKETS FUND A ACC EUR	FIL INVESTMENT MANAGEMENT (LUXEMBOURG) SA	4	5,56%	1,93% (dont 0,85%)	3,63%	0,8% / 2,30%	2,73%/4,23% (dont 0,85%)
LU0119124781	FIDELITY FUNDS - EUROPEAN DYNAMIC GROWTH FUND	FIL FUND MANAGEMENT LIMITED	4	17,00%	1,89% (dont 0,86%)	15,11%	0,8% / 2,30%	2,69%/4,19% (dont 0,86%)
LU0048578792	FIDELITY FUNDS - EUROPEAN GROWTH FUND	FIL INVESTMENT MANAGEMENT (LUXEMBOURG) SA	4	17,18%	1,89% (dont 0,86%)	15,29%	0,8% / 2,30%	2,69%/4,19% (dont 0,86%)
LU1261431768	FIDELITY FUNDS - GLOBAL DIVIDEND FUND A EUR	FIL INVESTMENT MANAGEMENT (LUXEMBOURG) SA	4	13,16%	1,89% (dont 0,86%)	11,27%	0,8% / 2,30%	2,69%/4,19% (dont 0,86%)
LU0099574567	FIDELITY FUNDS - GLOBAL TECHNOLOGY FUND	FIL FUND MANAGEMENT LIMITED	5	41,16%	1,89% (dont 0,86%)	39,27%	0,8% / 2,30%	2,69%/4,19% (dont 0,86%)
LU0413543058	FIDELITY FUNDS - JAPAN VALUE FUND A EUR	FIL INVESTMENT MANAGEMENT (LUXEMBOURG) SA	4	18,99%	1,92% (dont 0,86%)	17,07%	0,8% / 2,30%	2,72%/4,22% (dont 0,86%)
LU2219351876	FIDELITY FUNDS - SUSTAINABLE EUROZONE EQUITY FUND AD 	FIL FUND MANAGEMENT LIMITED	4	20,13%	1,92% (dont 0,86%)	18,21%	0,8% / 2,30%	2,72%/4,22% (dont 0,86%)
LU0069449576	FIDELITY FUNDS - WORLD FUND	FIL FUND MANAGEMENT LIMITED	4	18,90%	1,89% (dont 0,86%)	17,01%	0,8% / 2,30%	2,69%/4,19% (dont 0,86%)















Code ISIN	Libellé du support	Société de gestion	Indicateur de risque de l'unité de compte (SRI) : 1 (faible) à 7 (élevé)	Performance brute de l'actif 2023 (A)	Frais de gestion de l'actif (B) dont frais rétrocédés (taux de rétrocessions de commissions)	Performance nette de l'unité de compte 2023 (A-B)	Frais de gestion du contrat/frais GSMD* UC+ Mandat (C)	Frais totaux (B+C) dont frais rétrocédés (taux de rétrocessions de commissions)
IE00BD4GTQ32	FRANKLIN TEMPLETON GLOBAL FUNDS PLC - FTGF CLEARBRIDGE INFRASTRUCTURE VALUE FUND A EUR	LEGG MASON INVESTMENTS EUR LTD	4	4,32%	1,95% (dont 0,78%)	2,37%	0,8% / 2,30%	2,75%/4,25% (dont 0,78%)
IE00B19Z6G02	FRANKLIN TEMPLETON GLOBAL FUNDS PLC - FTGF ROYCE US SMALLER COMPANIES FUND	LEGG MASON INVESTMENTS EUR LTD	5	18,34%	2,02% (dont 0,78%)	16,32%	0,8% / 2,30%	2,82%/4,32% (dont 0,78%)
LU0140363002	FRANKLIN TEMPLETON INVESTMENT FUNDS - FRANKLIN MUTUAL EUROPEAN FUND	FRANKLIN TEMPLETON FRANCE SA	5	14,77%	1,85% (dont 0,78%)	12,92%	0,8% / 2,30%	2,65%/4,15% (dont 0,78%)
LU0229940001	FRANKLIN TEMPLETON INVESTMENT FUNDS - TEMPLETON ASIAN GROWTH FUND	FRANKLIN TEMPLETON FRANCE SA	4	1,27%	2,18% (dont 0,97%)	-0,91%	0,8% / 2,30%	2,98%/4,48% (dont 0,97%)
LU2104925693	GOLDMAN SACHS FUNDS - GLOBAL MILLENNIALS EQUITY PORTFOLIO OTHER CURRENCY SHARES	GOLDMAN SACHS AM INTERNATIONAL	5	18,73%	1,66% (dont 0,78%)	17,07%	0,8% / 2,30%	2,46%/3,96% (dont 0,78%)
LU0133265412	GOLDMAN SACHS FUNDS - US CORE EQUITY PORTFOLIO E ACC EUR	GOLDMAN SACHS AM INTERNATIONAL	4	21,47%	1,65% (dont 1%)	19,82%	0,8% / 2,30%	2,45%/3,95% (dont 1%)
LU0234681749	GS EUROPE CORE EQUITY BASE ACC EUR	GOLDMAN SACHS AM GLB SERV LTD	4	17,51%	1,42% (dont 0,65%)	16,09%	0,8% / 2,30%	2,22%/3,72% (dont 0,65%)
FR0010143545	HSBC ACTIONS PATRIMOINE C	HSBC GLOBAL ASSET MANAGEMENT FCP (France)	5	18,00%	1,55% (dont 0,71%)	16,45%	0,8% / 2,30%	2,35%/3,85% (dont 0,71%)
LU0551365645	HSBC GIF INDIAN EQUITY A EUR CAP	HSBC GLOBAL INVESTMENT FUNDS	5	18,11%	1,9% (dont 0,71%)	16,21%	0,8% / 2,30%	2,7%/4,2% (dont 0,71%)
LU1240328812	INVESCO FUNDS - INVESCO EURO EQUITY FUND A	INVESCO MANAGEMENT SA	5	21,56%	1,69% (dont 0,86%)	19,87%	0,8% / 2,30%	2,49%/3,99% (dont 0,86%)
LU0119750205	INVESCO FUNDS SICAV - INVESCO SUSTAINABLE PAN EUROPEAN STRUCTURED EQUITY FUND A	INVESCO MANAGEMENT SA	4	14,34%	1,6% (dont 0,74%)	12,74%	0,8% / 2,30%	2,4%/3,9% (dont 0,74%)
IE00BYVJRP78	ISHARES MSCI EM SRI UCITS	BLACKROCK ASSET MGT IRELAND	4	2,30%	0,25% (dont 0%)	2,05%	0,8% / 2,30%	1,05%/2,55% (dont 0%)
IE00BYX8XC17	ISHARES MSCI JAPAN SRI UCITS ETF 	BLACKROCK ASSET MGT IRELAND	4	13,30%	0,2% (dont 0%)	13,10%	0,8% / 2,30%	1%/2,5% (dont 0%)
IE00BYVJRR92	ISHARES MSCI USA SRI UCITS ETF 	BLACKROCK ASSET MGT IRELAND	5	24,13%	0,2% (dont 0%)	23,93%	0,8% / 2,30%	1%/2,5% (dont 0%)
LU0572952280	JANUS HENDERSON HORIZON FUND - GLOBAL TECHNOLOGY LEADERS FUND A2	JANUS HENDERSON INVESTORS	5	47,32%	1,86% (dont 0,68%)	45,46%	0,8% / 2,30%	2,66%/4,16% (dont 0,68%)
LU0264597617	JANUS HENDERSON HORIZON FUND - PAN EUROPEAN ABSOLUTE RETURN FUND A2 EUR	JANUS HENDERSON INVESTORS	3	6,64%	1,93% (dont 0,68%)	4,71%	0,8% / 2,30%	2,73%/4,23% (dont 0,68%)
LU0503932328	JANUS HENDERSON HORIZON FUND - PAN EUROPEAN EQUITY	JANUS HENDERSON INVESTORS	4	13,29%	1,92% (dont 0,68%)	11,37%	0,8% / 2,30%	2,72%/4,22% (dont 0,68%)
LU0046217351	JANUS HENDERSON HORIZON FUND - PAN EUROPEAN SMALLER COMPANIES FUND A2 ACC EUR	JANUS HENDERSON INVESTORS	5	9,85%	1,85% (dont 0,68%)	8,00%	0,8% / 2,30%	2,65%/4,15% (dont 0,68%)
LU0281483569	JP MORGAN FUNDS - US SELECT EQUITY PLUS A EUR	JPMORGAN ASSET MANAGEMENT	4	27,62%	1,7% (dont 0,78%)	25,92%	0,8% / 2,30%	2,5%/4% (dont 0,78%)
LU2539333562	JPMORGAN FUNDS - AFRICA EQUITY FUND A EUR CAP	JPMORGAN ASSET MANAGEMENT	4	1,80%	1,8% (dont 0,78%)	0,00%	0,8% / 2,30%	2,6%/4,1% (dont 0,78%)
LU0051759099	JPMORGAN FUNDS - EASTERN EUROPE EQUITY A EUR DIS	JPMORGAN ASSET MANAGEMENT	5	1,81%	1,81% (dont 0%)	0,00%	0,8% / 2,30%	2,61%/4,11% (dont 0%)

Code ISIN	Libellé du support	Société de gestion	Indicateur de risque de l'unité de compte (SRI) : 1 (faible) à 7 (élevé)	Performance brute de l'actif 2023 (A)	Frais de gestion de l'actif (B) dont frais rétrocédés (taux de rétrocessions de commissions)	Performance nette de l'unité de compte 2023 (A-B)	Frais de gestion du contrat/frais GSMD* UC+ Mandat (C)	Frais totaux (B+C) dont frais rétrocédés (taux de rétrocessions de commissions)
LU2549521172	JPMORGAN FUNDS - EMERGING EUROPE EQUITY II FUND A EUR	JPMORGAN ASSET MANAGEMENT	NC	NC	NC	NC	0,8% / 2,30%	NC
LU2051469034	JPMORGAN FUNDS - EMERGING MARKETS SUSTAINABLE EQUITY FUND A (ACC) - EUR	 JPMORGAN ASSET MANAGEMENT	4	1,60%	1,77% (dont 0,78%)	-0,17%	0,8% / 2,30%	2,57%/4,07% (dont 0,78%)
LU0104030142	JPMORGAN FUNDS - EUROPE DYNAMIC TECHNOLOGIES FUND A EUR	JPMORGAN ASSET MANAGEMENT	5	18,89%	1,72% (dont 0,78%)	17,17%	0,8% / 2,30%	2,52%/4,02% (dont 0,78%)
LU0053687074	JPMORGAN FUNDS - EUROPE SMALL CAP FUND	JPMORGAN ASSET MANAGEMENT	5	10,64%	1,73% (dont 0,78%)	8,91%	0,8% / 2,30%	2,53%/4,03% (dont 0,78%)
LU0107398884	JPMORGAN FUNDS - EUROPE STRATEGIC VALUE FUND	JPMORGAN ASSET MANAGEMENT	5	15,67%	1,69% (dont 0,78%)	13,98%	0,8% / 2,30%	2,49%/3,99% (dont 0,78%)
LU0880062913	JPMORGAN FUNDS - GLOBAL HEALTHCARE FUND A	JPMORGAN ASSET MANAGEMENT	4	0,91%	1,7% (dont 0,78%)	-0,79%	0,8% / 2,30%	2,5%/4% (dont 0,78%)
LU0208853274	JPMORGAN FUNDS - GLOBAL NATURAL RESOURCES FUND	JPMORGAN ASSET MANAGEMENT	5	-0,70%	1,72% (dont 0,78%)	-2,42%	0,8% / 2,30%	2,52%/4,02% (dont 0,78%)
LU0260085492	JUPITER JGF EUROPEAN GROWTH L EUR ACC	JUPITER ASSET MANAGEMENT LTD	4	19,16%	1,72% (dont 0%)	17,44%	0,8% / 2,30%	2,52%/4,02% (dont 0%)
FR0010679902	LAZARD SMALL CAPS FRANCE R	LAZARD FRERES GESTION SAS	4	8,89%	2,2% (dont 1,04%)	6,69%	0,8% / 2,30%	3%/4,5% (dont 1,04%)
FR0007082060	LMdG FAMILLES ET ENTREPRENEURS (EUR)	UBS LA MAISON DE GESTION	4	2,70%	1,85% (dont 0,81%)	0,86%	0,8% / 2,30%	2,65%/4,15% (dont 0,81%)
FR0007075494	LYXOR DJ GLOBAL TITANS 50 UCITS ETF DIST	AMUNDI ASSET MANAGEMENT	5	32,40%	0,4% (dont 0%)	32,00%	0,8% / 2,30%	1,2%/2,7% (dont 0%)
FR0007056841	LYXOR ETF DOW JONES INDUSTRIAL AVERAGE	AMUNDI ASSET MANAGEMENT	5	12,16%	0,5% (dont 0%)	11,66%	0,8% / 2,30%	1,3%/2,8% (dont 0%)
FR0011871128	LYXOR ETF PEA S&P 500 C-EUR	AMUNDI ASSET MANAGEMENT	5	21,83%	0,15% (dont 0%)	21,68%	0,8% / 2,30%	0,95%/2,45% (dont 0%)
LU1691909508	LYXOR GLOBAL GENDER EQUALITY (DR) ETF	 AMUNDI ASSET MANAGEMENT	NC	NC	NC	NC	0,8% / 2,30%	NC
LU0908500753	LYXOR INDEX FUND - LYXOR CORE STOXX EUROPE 600 (DR)-UCITS ETF C EUR	AMUNDI ASSET MANAGEMENT	NC	NC	NC	NC	0,8% / 2,30%	NC
LU1832418773	LYXOR INDEX FUND - LYXOR FTSE EPRA/NAREIT GLOBAL DEVELOPED UCITS ETF D-EUR	AMUNDI ASSET MANAGEMENT	NC	NC	NC	NC	0,8% / 2,30%	NC
LU1834983477	LYXOR INDEX FUND - LYXOR STOXX EUROPE 600 BANKS UCITS ETF	AMUNDI ASSET MANAGEMENT	5	27,11%	0,3% (dont 0%)	26,81%	0,8% / 2,30%	1,1%/2,6% (dont 0%)
LU1812092168	LYXOR INDEX FUND - LYXOR STOXX EUROPE SELECT DIVIDEND 30 UCITS ETF - DIST TH	AMUNDI ASSET MANAGEMENT	NC	NC	NC	NC	0,8% / 2,30%	NC
FR0000443160	LYXOR INDEX FUND EURO B	AMUNDI ASSET MANAGEMENT	4	22,13%	0,5% (dont 0,5%)	21,63%	0,8% / 2,30%	1,3%/2,8% (dont 0,5%)
LU1792117779	LYXOR MSCI WORLD ESG LEADERS EXTRA (DR) UCITS ETF	 AMUNDI ASSET MANAGEMENT	NC	NC	NC	NC	0,8% / 2,30%	NC
FR0010010827	LYXOR UCITS ETF FTSE MIB	AMUNDI ASSET MANAGEMENT	5	34,13%	0,35% (dont 0%)	33,78%	0,8% / 2,30%	1,15%/2,65% (dont 0%)
LU1598689153	LYXOR UCITS ETF MSCI EMU SMALL CAP A/I	AMUNDI ASSET MANAGEMENT	NC	NC	NC	NC	0,8% / 2,30%	NC
LU1834983550	LYXOR UCITS ETF STOXX EUROPE 600 BASIC RESOURCES	AMUNDI ASSET MANAGEMENT	0	-1,75%	0,3% (dont 0%)	-2,05%	0,8% / 2,30%	1,1%/2,6% (dont 0%)
LU1834986900	LYXOR UCITS ETF STOXX EUROPE 600 HEALTH CARE	AMUNDI ASSET MANAGEMENT	4	8,46%	0,3% (dont 0%)	8,16%	0,8% / 2,30%	1,1%/2,6% (dont 0%)
LU1670710075	M&G (LUX) INVESTMENT FUNDS 1 - M&G GLOBAL DIVIDEND FUND A EUR ACC	M&G SECURITIES LTD	4	11,53%	1,92% (dont 1%)	9,61%	0,8% / 2,30%	2,72%/4,22% (dont 1%)
FR0000292278	MAGELLAN C	COMGEST SA	4	5,04%	1,87% (dont 0,48%)	3,17%	0,8% / 2,30%	2,67%/4,17% (dont 0,48%)





Code ISIN	Libellé du support	Société de gestion	Indicateur de risque de l'unité de compte (SRI) : 1 (faible) à 7 (élevé)	Performance brute de l'actif 2023 (A)	Frais de gestion de l'actif (B) dont frais rétrocédés (taux de rétrocessions de commissions)	Performance nette de l'unité de compte 2023 (A-B)	Frais de gestion du contrat/frais GSMD* UC+ Mandat (C)	Frais totaux (B+C) dont frais rétrocédés (taux de rétrocessions de commissions)
FR0010298596	MONETA MULTI CAPS A	MONETA ASSET MANAGEMENT	4	7,77%	1,5% (dont 0%)	6,27%	0,8% / 2,30%	2,3%/3,8% (dont 0%)
FR0013073731	MONTPENSIER FINANCE - BEST BUSINESS MODELS SRI IC 	MONTPENSIER FINANCE	4	15,22%	1,49% (dont 0,65%)	13,73%	0,8% / 2,30%	2,29%/3,79% (dont 0,65%)
LU2369747311	MOOREA FUND - SUSTAINABLE CLIMATE ACTION RE	SG PRIVATE WEALTH MANAGEMENT	4	3,92%	2,08% (dont 0,85%)	1,84%	0,8% / 2,30%	2,88%/4,38% (dont 0,85%)
LU1958314913	MOOREA FUND - SUSTAINABLE EMERGING MARKET EQUITY RE 	SG PRIVATE WEALTH MANAGEMENT	4	5,46%	1,9% (dont 0,8%)	3,57%	0,8% / 2,30%	2,7%/4,2% (dont 0,8%)
LU1648219605	MOOREA FUND - US EQUITY RE 	SG PRIVATE WEALTH MANAGEMENT	5	24,32%	1,7% (dont 0,75%)	22,62%	0,8% / 2,30%	2,5%/4% (dont 0,75%)
LU1648217229	MOOREA FUND - US EQUITY REHU 	SG PRIVATE WEALTH MANAGEMENT	5	25,21%	1,69% (dont 0,75%)	23,51%	0,8% / 2,30%	2,49%/3,99% (dont 0,75%)
LU0859660069	MOOREA FUND SICAV - EUROPEAN EQUITY QUALITY INCOME	SG PRIVATE WEALTH MANAGEMENT	4	13,91%	1,86% (dont 0,8%)	12,06%	0,8% / 2,30%	2,66%/4,16% (dont 0,8%)
LU0552385295	MORGAN STANLEY INVESTMENT FUNDS - GLOBAL OPPORTUNITY FUND A	MORGAN STANLEY INVESTMENTS MANAGERS	5	46,91%	1,84% (dont 0,91%)	45,07%	0,8% / 2,30%	2,64%/4,14% (dont 0,91%)
LU0266117414	MORGAN STANLEY INVESTMENT FUNDS - US GROWTH AH EURO	MORGAN STANLEY INVESTMENTS MANAGERS	6	45,74%	1,68% (dont 0,8%)	44,06%	0,8% / 2,30%	2,48%/3,98% (dont 0,8%)
FR0007052782	MULTI UNITS FRANCE - AMUNDI CAC 40 UCITS ETF	AMUNDI ASSET MANAGEMENT	5	20,14%	0,25% (dont 0%)	19,89%	0,8% / 2,30%	1,05%/2,55% (dont 0%)
FR0007054358	MULTI UNITS FRANCE - AMUNDI EURO STOXX 50 II UCITS ETF	AMUNDI ASSET MANAGEMENT	5	22,95%	0,2% (dont 0%)	22,75%	0,8% / 2,30%	1%/2,5% (dont 0%)
FR0010245514	MULTI UNITS FRANCE - AMUNDI JAPAN TOPIX II UCITS ETF	AMUNDI ASSET MANAGEMENT	4	15,55%	0,45% (dont 0%)	15,10%	0,8% / 2,30%	1,25%/2,75% (dont 0%)
FR0010429068	MULTI UNITS FRANCE - AMUNDI MSCI EMERGING MARKETS III UCITS ETF	AMUNDI ASSET MANAGEMENT	4	6,16%	0,55% (dont 0%)	5,61%	0,8% / 2,30%	1,35%/2,85% (dont 0%)
FR0010261198	MULTI UNITS FRANCE - AMUNDI MSCI EUROPE II UCITS ETF	AMUNDI ASSET MANAGEMENT	4	16,31%	0,25% (dont 0%)	16,06%	0,8% / 2,30%	1,05%/2,55% (dont 0%)
FR0010361683	MULTI UNITS FRANCE - AMUNDI MSCI INDIA II UCITS ETF	AMUNDI ASSET MANAGEMENT	5	16,04%	0,85% (dont 0%)	15,19%	0,8% / 2,30%	1,65%/3,15% (dont 0%)
FR0010524777	MULTI UNITS FRANCE - AMUNDI MSCI NEW ENERGY ESG SCREENED UCITS ETF 	AMUNDI ASSET MANAGEMENT	5	-21,13%	0,6% (dont 0%)	-21,73%	0,8% / 2,30%	1,4%/2,9% (dont 0%)
FR0010315770	MULTI UNITS FRANCE - AMUNDI MSCI WORLD II UCITS ETF	AMUNDI ASSET MANAGEMENT	4	20,03%	0,3% (dont 0%)	19,73%	0,8% / 2,30%	1,1%/2,6% (dont 0%)
LU0252633754	MULTI UNITS LUXEMBOURG - AMUNDI DAX III UCITS ETF - ACC	AMUNDI ASSET MANAGEMENT	5	19,77%	0,15% (dont 0%)	19,62%	0,8% / 2,30%	0,95%/2,45% (dont 0%)
LU1650492173	MULTI UNITS LUXEMBOURG - AMUNDI FTSE 100 UCITS ETF ACC	AMUNDI ASSET MANAGEMENT	4	7,74%	0,14% (dont 0%)	7,60%	0,8% / 2,30%	0,94%/2,44% (dont 0%)
LU0832436512	MULTI UNITS LUXEMBOURG - AMUNDI GLOBAL EQUITY QUALITY INCOME UCITS ETF DIST	AMUNDI ASSET MANAGEMENT	4	6,05%	0,45% (dont 0%)	5,60%	0,8% / 2,30%	1,25%/2,75% (dont 0%)
LU1900068161	MULTI UNITS LUXEMBOURG - AMUNDI MSCI AC ASIA EX JAPAN UCITS ETF ACC	AMUNDI ASSET MANAGEMENT	4	2,42%	0,5% (dont 0%)	1,92%	0,8% / 2,30%	1,3%/2,8% (dont 0%)
LU1900068914	MULTI UNITS LUXEMBOURG - AMUNDI MSCI CHINA ESG LEADERS EXTRA UCITS ETF ACC	AMUNDI ASSET MANAGEMENT	5	-15,26%	0,65% (dont 0%)	-15,91%	0,8% / 2,30%	1,45%/2,95% (dont 0%)
LU1829221024	MULTI UNITS LUXEMBOURG - AMUNDI NASDAQ-100 II UCITS ETF ACC	AMUNDI ASSET MANAGEMENT	5	49,75%	0,22% (dont 0%)	49,53%	0,8% / 2,30%	1,02%/2,52% (dont 0%)
LU1900066629	MULTI UNITS LUXEMBOURG - LYXOR MSCI EM LATIN AMERICA UCITS ETF	AMUNDI ASSET MANAGEMENT	NC	NC	NC	NC	0,8% / 2,30%	NC





Code ISIN	Libellé du support	Société de gestion	Indicateur de risque de l'unité de compte (SRI) : 1 (faible) à 7 (élevé)	Performance brute de l'actif 2023 (A)	Frais de gestion de l'actif (B) dont frais rétrocédés (taux de rétrocessions de commissions)	Performance nette de l'unité de compte 2023 (A-B)	Frais de gestion du contrat/frais GSMD* UC+ Mandat (C)	Frais totaux (B+C) dont frais rétrocédés (taux de rétrocessions de commissions)
LU1900067437	MULTI UNITS LUXEMBOURG - LYXOR MSCI THAILAND UCITS ETF	AMUNDI ASSET MANAGEMENT	NC	NC	NC	NC	0,8% / 2,30%	NC
LU1781541252	MULTI-UNITS LUXEMBOURG - AMUNDI MSCI JAPAN UCITS ETF ACC	AMUNDI ASSET MANAGEMENT	4	28,56%	0,12% (dont 0%)	28,44%	0,8% / 2,30%	0,92%/2,42% (dont 0%)
FR0011600410	NATIXIS ACTIONS US GROWTH R EUR	NATIXIS INVESTMENT MANAGERS INTERNATIONAL SA	5	43,42%	1,8% (dont 0,94%)	41,62%	0,8% / 2,30%	2,6%/4,1% (dont 0,94%)
LU1951225553	NATIXIS INTERNATIONAL FUNDS (LUX) I - THEMATIC SAFETY FUND R/A EUR 	NATIXIS INVESTMENT MANAGERS SA	5	26,59%	2,05% (dont 0,91%)	24,54%	0,8% / 2,30%	2,85%/4,35% (dont 0,91%)
IE00B44F1J46	NEUBERGER BERMAN US SMALL CAP FUND	NEUBERGER BERMAN EUROPE LTD	5	13,28%	1,83% (dont 0%)	11,45%	0,8% / 2,30%	2,63%/4,13% (dont 0%)
FR0000989899	ODDO AVENIR 	ODDO BHF ASSET MANAGEMENT SAS	4	19,24%	1,74% (dont 0,86%)	17,50%	0,8% / 2,30%	2,54%/4,04% (dont 0,86%)
FR0000974149	ODDO AVENIR EUROPE 	ODDO BHF ASSET MANAGEMENT SAS	4	18,99%	1,93% (dont 0,95%)	17,06%	0,8% / 2,30%	2,73%/4,23% (dont 0,95%)
LU0255977455	PICTET - BIOTECH P EUR	PICTET ASSET MANAGEMENT EUROPE	5	11,87%	2% (dont 0,76%)	9,87%	0,8% / 2,30%	2,8%/4,3% (dont 0,76%)
LU0280435388	PICTET - CLEAN ENERGY TRANSITION P EUR 	PICTET ASSET MANAGEMENT EUROPE	5	24,78%	1,99% (dont 0,76%)	22,79%	0,8% / 2,30%	2,79%/4,29% (dont 0,76%)
LU0503631714	PICTET - GLOBAL ENVIRONMENTAL OPPORTUNITIES P EUR 	PICTET ASSET MANAGEMENT EUROPE	4	16,95%	2% (dont 0,76%)	14,95%	0,8% / 2,30%	2,8%/4,3% (dont 0,76%)
LU0386882277	PICTET - GLOBAL MEGATREND SELECTION P	PICTET ASSET MANAGEMENT EUROPE	4	18,35%	2% (dont 0,76%)	16,35%	0,8% / 2,30%	2,8%/4,3% (dont 0,76%)
LU0255979402	PICTET - JAPANESE EQUITY OPPORTUNITIES P EUR	PICTET ASSET MANAGEMENT EUROPE	4	16,85%	1,57% (dont 0,57%)	15,28%	0,8% / 2,30%	2,37%/3,87% (dont 0,57%)
LU0503634221	PICTET - SMARTCITY P EUR	PICTET ASSET MANAGEMENT EUROPE	4	15,72%	1,97% (dont 0,76%)	13,75%	0,8% / 2,30%	2,77%/4,27% (dont 0,76%)
LU0104884860	PICTET - WATER P EUR 	PICTET ASSET MANAGEMENT EUROPE	4	12,99%	1,99% (dont 0,76%)	11,00%	0,8% / 2,30%	2,79%/4,29% (dont 0,76%)
IE00BF5FQ626	POLEN CAPITAL INVESTMENT FUNDS PLC - POLEN CAPITAL FOCUS US GROWTH FUND EUR UH	POLEN CAPITAL MANAGEMENT LLC	0	31,64%	1,56% (dont 0,69%)	30,08%	0,8% / 2,30%	2,36%/3,86% (dont 0,69%)
LU0203975437	ROBECO CAPITAL GROWTH FUNDS - ROBECO BP GLOBAL PREMIUM EQUITIES D EUR CAP	ROBECO LUXEMBOURG SA	4	11,55%	1,46% (dont 0,71%)	10,09%	0,8% / 2,30%	2,26%/3,76% (dont 0,71%)
LU0474363974	ROBECO CAPITAL GROWTH FUNDS - ROBECO BP US LARGE CAP EQUITIES D EUR ACC	ROBECO LUXEMBOURG SA	5	10,04%	1,46% (dont 0,71%)	8,58%	0,8% / 2,30%	2,26%/3,76% (dont 0,71%)
LU0434928536	ROBECO CAPITAL GROWTH FUNDS - ROBECO BP US PREMIUM EQUITIES D	ROBECO LUXEMBOURG SA	5	9,03%	1,71% (dont 0,86%)	7,32%	0,8% / 2,30%	2,51%/4,01% (dont 0,86%)
LU0320896664	ROBECO CAPITAL GROWTH FUNDS - ROBECO BP US PREMIUM EQUITIES DH	ROBECO LUXEMBOURG SA	5	10,07%	1,71% (dont 0,86%)	8,36%	0,8% / 2,30%	2,51%/4,01% (dont 0,86%)
LU0254836850	ROBECO CAPITAL GROWTH FUNDS - ROBECO EMERGING STARS EQUITIES D EUR	ROBECO LUXEMBOURG SA	4	14,70%	1,78% (dont 0,85%)	12,92%	0,8% / 2,30%	2,58%/4,08% (dont 0,85%)








Code ISIN	Libellé du support	Société de gestion	Indicateur de risque de l'unité de compte (SRI) : 1 (faible) à 7 (élevé)	Performance brute de l'actif 2023 (A)	Frais de gestion de l'actif (B) dont frais rétrocédés (taux de rétrocessions de commissions)	Performance nette de l'unité de compte 2023 (A-B)	Frais de gestion du contrat/frais GSMD* UC+ Mandat (C)	Frais totaux (B+C) dont frais rétrocédés (taux de rétrocessions de commissions)
LU0187079347	ROBECO CAPITAL GROWTH FUNDS - ROBECO GLOBAL CONSUMER TRENDS	ROBECO LUXEMBOURG SA	5	29,18%	1,71% (dont 0,85%)	27,47%	0,8% / 2,30%	2,51%/4,01% (dont 0,85%)
LU2146190835	ROBECO CAPITAL GROWTH FUNDS SICAV - ROBECOSAM SUSTAINABLE WATER EQUITIES D EUR	GAM LUXEMBOURG SA	4	16,42%	1,71% (dont 0,86%)	14,71%	0,8% / 2,30%	2,51%/4,01% (dont 0,86%)
LU0232931963	SCHRODER INTERNATIONAL SELECTION FUND SICAV - BIC	SCHRODER INVESTMENT MANAGEMENT LIMITED	5	-8,34%	1,86% (dont 0,71%)	-10,19%	0,8% / 2,30%	2,66%/4,16% (dont 0,71%)
FR0000423147	SG ACTIONS ENERGIE C	SOCIETE GENERALE GESTION	5	-3,93%	2,11% (dont 1,38%)	-6,04%	0,8% / 2,30%	2,91%/4,41% (dont 1,38%)
FR0010286732	SG ACTIONS EURO LARGE CAP	SOCIETE GENERALE GESTION	NC	NC	NC	NC	0,8% / 2,30%	NC
FR0010397125	SG ACTIONS EURO SELECTION 	SOCIETE GENERALE GESTION	5	24,07%	1,95% (dont 1,31%)	22,11%	0,8% / 2,30%	2,75%/4,25% (dont 1,31%)
FR0010316182	SG ACTIONS EUROPE MIDCAP AC	SOCIETE GENERALE GESTION	4	14,55%	2,1% (dont 1,38%)	12,45%	0,8% / 2,30%	2,9%/4,4% (dont 1,38%)
FR0000448847	SG ACTIONS EUROPE MIDCAP BC	SOCIETE GENERALE GESTION	4	14,62%	1,54% (dont 0,99%)	13,08%	0,8% / 2,30%	2,34%/3,84% (dont 0,99%)
FR0010284521	SG ACTIONS EUROPE RESTRUCTURATIONS C	SOCIETE GENERALE GESTION	NC	NC	NC	NC	0,8% / 2,30%	NC
FR0010259994	SG ACTIONS FRANCE	SOCIETE GENERALE GESTION	5	18,00%	1,78% (dont 0,91%)	16,22%	0,8% / 2,30%	2,58%/4,08% (dont 0,91%)
FR0010287664	SG ACTIONS FRANCE LARGE CAP C	SOCIETE GENERALE GESTION	NC	NC	NC	NC	0,8% / 2,30%	NC
FR0010284539	SG ACTIONS IMMOBILIER D	SOCIETE GENERALE GESTION	5	17,45%	2,07% (dont 1,34%)	15,38%	0,8% / 2,30%	2,87%/4,37% (dont 1,34%)
FR0010278408	SG ACTIONS JAPON	SOCIETE GENERALE GESTION	4	14,84%	1,84% (dont 1,1%)	13,00%	0,8% / 2,30%	2,64%/4,14% (dont 1,1%)
FR0000988503	SG ACTIONS LUXE C	SOCIETE GENERALE GESTION	4	6,37%	2,06% (dont 1,34%)	4,31%	0,8% / 2,30%	2,86%/4,36% (dont 1,34%)
FR0000423527	SG ACTIONS MATIERES PREMIERES C	SOCIETE GENERALE GESTION	5	0,13%	2,54% (dont 1,38%)	-2,41%	0,8% / 2,30%	3,34%/4,84% (dont 1,38%)
FR0010260000	SG ACTIONS MONDE	SOCIETE GENERALE GESTION	4	16,02%	2,02% (dont 0,95%)	14,00%	0,8% / 2,30%	2,82%/4,32% (dont 0,95%)
FR0010929869	SG ACTIONS MONDE EMERGENT	SOCIETE GENERALE GESTION	5	4,13%	1,93% (dont 1,05%)	2,20%	0,8% / 2,30%	2,73%/4,23% (dont 1,05%)
FR0010278416	SG ACTIONS MONDE SELECTION	SOCIETE GENERALE GESTION	4	15,44%	2,08% (dont 1,38%)	13,36%	0,8% / 2,30%	2,88%/4,38% (dont 1,38%)
FR0000424319	SG ACTIONS OR C	SOCIETE GENERALE GESTION	5	3,59%	2,46% (dont 1,38%)	1,13%	0,8% / 2,30%	3,26%/4,76% (dont 1,38%)
FR0010407247	SG ACTIONS US	SOCIETE GENERALE GESTION	5	21,42%	2,05% (dont 1,1%)	19,37%	0,8% / 2,30%	2,85%/4,35% (dont 1,1%)





Code ISIN	Libellé du support	Société de gestion	Indicateur de risque de l'unité de compte (SRI) : 1 (faible) à 7 (élevé)	Performance brute de l'actif 2023 (A)	Frais de gestion de l'actif (B) dont frais rétrocédés (taux de rétrocessions de commissions)	Performance nette de l'unité de compte 2023 (A-B)	Frais de gestion du contrat/frais GSMD* UC+ Mandat (C)	Frais totaux (B+C) dont frais rétrocédés (taux de rétrocessions de commissions)
FR0000431538	SG ACTIONS US TECHNO	SOCIETE GENERALE GESTION	5	35,05%	2,15% (dont 1,38%)	32,90%	0,8% / 2,30%	2,95%/4,45% (dont 1,38%)
FR0013381035	SG AMUNDI ACTION MONDE EAU 	SOCIETE GENERALE GESTION	4	17,34%	2,35% (dont 0,62%)	14,99%	0,8% / 2,30%	3,15%/4,65% (dont 0,62%)
FR0000444275	SG AMUNDI ACTIONS EUROPE ENVIRONNEMENT 	SOCIETE GENERALE GESTION	4	12,30%	2,09% (dont 1,1%)	10,21%	0,8% / 2,30%	2,89%/4,39% (dont 1,1%)
FR0010431015	SG AMUNDI ACTIONS FRANCE ISR 	SOCIETE GENERALE GESTION	5	15,71%	2,94% (dont 1,35%)	12,77%	0,8% / 2,30%	3,74%/5,24% (dont 1,35%)
FR0014000QG7	SG AMUNDI ACTIONS MONDE ENJEU CLIMAT C/D	AMUNDI ASSET MANAGEMENT	5	22,74%	1,63% (dont 0,78%)	21,11%	0,8% / 2,30%	2,43%/3,93% (dont 0,78%)
FR00140097C3	SG BLACKROCK ACTIONS EMERGENTS ISR 	SG 29 HAUSSMANN	4	5,54%	1,99% (dont 1%)	3,55%	0,8% / 2,30%	2,79%/4,29% (dont 1%)
FR0050000688	SG BLACKROCK ACTIONS EURO ISR 	SG 29 HAUSSMANN	5	15,90%	1,82% (dont 1,17%)	14,08%	0,8% / 2,30%	2,62%/4,12% (dont 1,17%)
FR0050000100	SG BLACKROCK ACTIONS US ISR 	SG 29 HAUSSMANN	5	20,10%	1,74% (dont 1,17%)	18,36%	0,8% / 2,30%	2,54%/4,04% (dont 1,17%)
FR0010286740	SG DIVERSIFIE FRANCE 85	SOCIETE GENERALE GESTION	NC	NC	NC	NC	0,8% / 2,30%	NC
FR0013535390	SG DNCA ACTIONS EUROPE CLIMAT 	SG 29 HAUSSMANN	NC	NC	NC	NC	0,8% / 2,30%	NC
FR0013535481	SG DNCA ACTIONS EUROPE ISR 	SG 29 HAUSSMANN	4	20,12%	1,78% (dont 1,17%)	18,34%	0,8% / 2,30%	2,58%/4,08% (dont 1,17%)
FR0013535523	SG ECHIQUIER ACTIONS EUROPE MIDCAP ISR 	SG 29 HAUSSMANN	4	11,75%	2,61% (dont 1,66%)	9,14%	0,8% / 2,30%	3,41%/4,91% (dont 1,66%)
FR0013535549	SG ECHIQUIER ACTIONS FRANCE DIVERSIFIE ISR C 	SG 29 HAUSSMANN	5	14,45%	1,91% (dont 1,28%)	12,54%	0,8% / 2,30%	2,71%/4,21% (dont 1,28%)
FR0050000449	SG MIROVA ACTIONS EUROPE ENVIRONNEMENT DURABLE 	SG 29 HAUSSMANN	4	6,56%	1,94% (dont 1,21%)	4,62%	0,8% / 2,30%	2,74%/4,24% (dont 1,21%)
FR0000000085	SG MIROVA ACTIONS MONDE CLIMAT 	SG 29 HAUSSMANN	4	10,36%	1,9% (dont 1,21%)	8,46%	0,8% / 2,30%	2,7%/4,2% (dont 1,21%)
FR0050000431	SG MIROVA ACTIONS MONDE DURABLE ISR 	SG 29 HAUSSMANN	4	15,58%	1,8% (dont 1,17%)	13,78%	0,8% / 2,30%	2,6%/4,1% (dont 1,17%)
FR0011558246	SICAV ECHIQUIER - ECHIQUIER ENTREPRENEURS A	FINANCIERE DE L'ECHIQUIER	4	8,01%	2,4% (dont 1,2%)	5,61%	0,8% / 2,30%	3,2%/4,7% (dont 1,2%)
FR0011360700	SICAV ECHIQUIER - ECHIQUIER VALUE EURO A	FINANCIERE DE L'ECHIQUIER	4	20,02%	2,41% (dont 0,96%)	17,61%	0,8% / 2,30%	3,21%/4,71% (dont 0,96%)
FR0010145185	SOGEACTIONS SELECTION MONDE	SOCIETE GENERALE GESTION	4	19,58%	1,89% (dont 1,36%)	17,69%	0,8% / 2,30%	2,69%/4,19% (dont 1,36%)
LU1704850178	SOLYS VIA SMART INCOME WORLD	LYXOR ASSET MANAGEMENT	NC	NC	NC	NC	0,8% / 2,30%	NC
FR0013076452	SYCOMORE SELECTION RESPONSABLE A 	SYCOMORE ASSET MANAGEMENT	4	20,33%	1,5% (dont 0,48%)	18,83%	0,8% / 2,30%	2,3%/3,8% (dont 0,48%)
LU0352162191	UBAM - SWISS EQUITY A EUR ACC H	UBP ASSET MANAGEMENT EUROPE	4	8,74%	1,46% (dont 0,48%)	7,29%	0,8% / 2,30%	2,26%/3,76% (dont 0,48%)
LU0511785726	UBS (LUX) EQUITY SICAV - USA GROWTH (USD) P EUR HEDGED	UBS FUND MANAGEMENT (Luxembourg) SA	5	41,48%	2,15% (dont 0,79%)	39,33%	0,8% / 2,30%	2,95%/4,45% (dont 0,79%)
Fonds obligations								
FR001400BQ78	29 HAUSSMANN EURO CRÉDIT ISR C	SG 29 HAUSSMANN	2	9,55%	1% (dont 0,48%)	8,55%	0,8% / 2,30%	1,8%/3,3% (dont 0,48%)
IE00B8J38129	ALGEBRIS FINANCIAL CREDIT FUND CLASS R EUR	ALGEBRIS INVESTMENTS	3	12,60%	1,29% (dont 0,66%)	11,31%	0,8% / 2,30%	2,09%/3,59% (dont 0,66%)






Code ISIN	Libellé du support	Société de gestion	Indicateur de risque de l'unité de compte (SRI) : 1 (faible) à 7 (élevé)	Performance brute de l'actif 2023 (A)	Frais de gestion de l'actif (B) dont frais rétrocédés (taux de rétrocessions de commissions)	Performance nette de l'unité de compte 2023 (A-B)	Frais de gestion du contrat/frais GSMD* UC+ Mandat (C)	Frais totaux (B+C) dont frais rétrocédés (taux de rétrocessions de commissions)
LU0706716387	ALLIANZ CONVERTIBLE BOND AT EUR	ALLIANZ GLOBAL INVESTORS LUXEMBOURG	3	6,65%	1,4% (dont 0,57%)	5,25%	0,8% / 2,30%	2,2%/3,7% (dont 0,57%)
LU1145633407	ALLIANZ GLOBAL INVESTORS FUND - ALLIANZ EURO CREDIT SRI AT	ALLIANZ GLOBAL INVESTORS EUROPE GMBH	2	10,02%	1,14% (dont 0,47%)	8,88%	0,8% / 2,30%	1,94%/3,44% (dont 0,47%)
IE00BGMHJH08	AMUNDI ALTERNATIVE FUNDS II PLC - AMUNDI CHENAVARI CREDIT FUND A EUR	AMUNDI ASSET MANAGEMENT	3	9,25%	1,58% (dont 0,7%)	7,67%	0,8% / 2,30%	2,38%/3,88% (dont 0,7%)
LU1287023003	AMUNDI EURO GOVERNMENT BOND 5-7Y UCITS ETF ACC	AMUNDI ASSET MANAGEMENT	3	7,13%	0,17% (dont 0%)	6,96%	0,8% / 2,30%	0,97%/2,47% (dont 0%)
LU0616241476	AMUNDI FUNDS - BOND EURO AGGREGATE AE	AMUNDI LUXEMBOURG	3	7,58%	1,11% (dont 0,55%)	6,47%	0,8% / 2,30%	1,91%/3,41% (dont 0,55%)
LU0201576401	AMUNDI FUNDS - BOND EURO INFLATION AE	AMUNDI LUXEMBOURG	3	4,55%	1% (dont 0,52%)	3,55%	0,8% / 2,30%	1,8%/3,3% (dont 0,52%)
LU0907913460	AMUNDI FUNDS - EMERGING MARKETS HARD CURRENCY BOND	AMUNDI LUXEMBOURG	3	10,70%	1,63% (dont 0,83%)	9,07%	0,8% / 2,30%	2,43%/3,93% (dont 0,83%)
LU0119099819	AMUNDI FUNDS - EURO CORPORATE BOND	AMUNDI LUXEMBOURG	3	7,43%	1,14% (dont 0,55%)	6,29%	0,8% / 2,30%	1,94%/3,44% (dont 0,55%)
LU0119110723	AMUNDI FUNDS - EURO HIGH YIELD BOND AE	AMUNDI LUXEMBOURG	3	10,87%	1,49% (dont 0,83%)	9,38%	0,8% / 2,30%	2,29%/3,79% (dont 0,83%)
LU0906524193	AMUNDI FUNDS - GLOBAL AGGREGATE BOND AHE	AMUNDI LUXEMBOURG	2	5,81%	1,06% (dont 0,55%)	4,75%	0,8% / 2,30%	1,86%/3,36% (dont 0,55%)
LU1880401101	AMUNDI FUNDS - PIONEER US BOND A EUR	AMUNDI LUXEMBOURG	3	2,90%	1% (dont 0,52%)	1,90%	0,8% / 2,30%	1,8%/3,3% (dont 0,52%)
LU0839528907	AMUNDI FUNDS EURO CORPORATE BOND A2	AMUNDI LUXEMBOURG	2	7,38%	1,24% (dont 0,62%)	6,14%	0,8% / 2,30%	2,04%/3,54% (dont 0,62%)
FR0007477146	AMUNDI GLOBAL MACRO 2	AMUNDI ASSET MANAGEMENT	2	2,82%	0,51% (dont 0,26%)	2,31%	0,8% / 2,30%	1,31%/2,81% (dont 0,26%)
FR0010032573	AMUNDI OBLIG INTERNATIONALES I	AMUNDI ASSET MANAGEMENT	3	5,78%	0,83% (dont 0,52%)	4,95%	0,8% / 2,30%	1,63%/3,13% (dont 0,52%)
FR0013531241	AMUNDI SOCIAL BONDS I EUR C	AMUNDI ASSET MANAGEMENT	2	7,72%	0,47% (dont 0,13%)	7,25%	0,8% / 2,30%	1,27%/2,77% (dont 0,13%)
LU0658026603	AXA IM FIXED INCOME INVESTMENT STRATEGIES - EUROPE SHORT DURATION HIGH YIELD F EUR	AXA INVESTMENTS MANAGERS	2	8,61%	1,24% (dont 0,24%)	7,37%	0,8% / 2,30%	2,04%/3,54% (dont 0,24%)
LU0546066993	AXA IM FIXED INCOME INVESTMENT STRATEGIES - US CORPORATE BONDS F CAPITALISATION EUR (HEDGED)	AXA INVESTMENTS MANAGERS	2	4,40%	0,97% (dont 0,39%)	3,43%	0,8% / 2,30%	1,77%/3,27% (dont 0,39%)
LU0292585626	AXA IM FIXED INCOME INVESTMENT STRATEGIES - US SHORT DURATION HIGH YIELD F	AXA INVESTMENTS MANAGERS	2	7,92%	1,23% (dont 0,24%)	6,69%	0,8% / 2,30%	2,03%/3,53% (dont 0,24%)
LU0164100710	AXA WORLD FUNDS - EURO CREDIT PLUS A	AXA INVESTMENTS MANAGERS	2	10,27%	1,17% (dont 0,47%)	9,11%	0,8% / 2,30%	1,97%/3,47% (dont 0,47%)
LU0251661756	AXA WORLD FUNDS - EURO CREDIT SHORT DURATION A	AXA INVESTMENTS MANAGERS	2	5,74%	0,91% (dont 0,34%)	4,83%	0,8% / 2,30%	1,71%/3,21% (dont 0,34%)
LU0266009793	AXA WORLD FUNDS - GLOBAL INFLATION BONDS A	AXA INVESTMENTS MANAGERS	3	1,89%	0,86% (dont 0,31%)	1,03%	0,8% / 2,30%	1,66%/3,16% (dont 0,31%)
LU1790047804	AXA WORLD FUNDS - GLOBAL INFLATION BONDS REDEX CLASSE A EUR	AXA INVESTMENTS MANAGERS	2	2,20%	0,92% (dont 0,31%)	1,28%	0,8% / 2,30%	1,72%/3,22% (dont 0,31%)
LU1353950725	AXA WORLD FUNDS - GLOBAL INFLATION SHORT DURATION BONDS A (HEDGED) CAPITALISATION EUR	AXA FUNDS MANAGEMENT SA	2	2,42%	0,76% (dont 0,26%)	1,66%	0,8% / 2,30%	1,56%/3,06% (dont 0,26%)
LU0800572702	AXA WORLD FUNDS SICAV - ACT EMERGING MARKETS SHORT DURATION BONDS LOW CARBON	AXA INVESTMENTS MANAGERS	2	4,41%	1,32% (dont 0,48%)	3,08%	0,8% / 2,30%	2,12%/3,62% (dont 0,48%)

Code ISIN	Libellé du support	Société de gestion	Indicateur de risque de l'unité de compte (SRI) : 1 (faible) à 7 (élevé)	Performance brute de l'actif 2023 (A)	Frais de gestion de l'actif (B) dont frais rétrocédés (taux de rétrocessions de commissions)	Performance nette de l'unité de compte 2023 (A-B)	Frais de gestion du contrat/frais GSMD* UC+ Mandat (C)	Frais totaux (B+C) dont frais rétrocédés (taux de rétrocessions de commissions)
LU0800573007	AXA WORLD FUNDS SICAV - ACT EMERGING MARKETS SHORT DURATION BONDS LOW CARBON C EUR	AXA INVESTMENTS MANAGERS	2	4,30%	1,57% (dont 0,71%)	2,72%	0,8% / 2,30%	2,37%/3,87% (dont 0,71%)
LU0050372472	BLACKROCK GLOBAL FUNDS - EURO BOND FUND A2 EUR	BLACKROCK INVESTMENTS MANAGERS	2	8,29%	0,98% (dont 0,43%)	7,31%	0,8% / 2,30%	1,78%/3,28% (dont 0,43%)
LU0162658883	BLACKROCK GLOBAL FUNDS - EURO CORPORATE BOND FUND A2 EUR	BLACKROCK LUXEMBOURG SA	2	9,86%	1,03% (dont 0,46%)	8,83%	0,8% / 2,30%	1,83%/3,33% (dont 0,46%)
LU0012119607	CANDRIAM BONDS - EURO HIGH YIELD C	CANDRIAM	3	12,78%	1,39% (dont 0,63%)	11,39%	0,8% / 2,30%	2,19%/3,69% (dont 0,63%)
LU1644441120	CANDRIAM SUSTAINABLE SICAV - BOND GLOBAL HIGH YIELD C 	CANDRIAM	3	9,25%	1,41% (dont 0,68%)	7,84%	0,8% / 2,30%	2,21%/3,71% (dont 0,68%)
LU0336084032	CARMIGNAC PORTFOLIO - FLEXIBLE BOND A EUR 	CARMIGNAC GESTION LUXEMBOURG	2	5,91%	1,25% (dont 0,45%)	4,67%	0,8% / 2,30%	2,05%/3,55% (dont 0,45%)
FR0010149120	CARMIGNAC SECURITE	CARMIGNAC GESTION	2	5,06%	1% (dont 0,36%)	4,06%	0,8% / 2,30%	1,8%/3,3% (dont 0,36%)
LU1694789535	DNCA INVEST ALPHA BONDS B EUR	DNCA FINANCE LUX SA	2	6,27%	1,5% (dont 0,66%)	4,77%	0,8% / 2,30%	2,3%/3,8% (dont 0,66%)
BE0943877671	DPAM B - BONDS EUR	DEGROOF PETERCAM AM SA	3	8,87%	0,59% (dont 0,19%)	8,28%	0,8% / 2,30%	1,39%/2,89% (dont 0,19%)
FR0011034495	EdR SICAV - FINANCIAL BONDS A EUR	EDMOND ROTHSCCHILD AM FRANCE SA	3	9,54%	1,26% (dont 0,57%)	8,28%	0,8% / 2,30%	2,06%/3,56% (dont 0,57%)
LU0251130802	FIDELITY FUNDS - EUROPEAN HIGH YIELD FUND A ACC EUR	FIL FUND MANAGEMENT LIMITED	3	13,01%	1,4% (dont 0,57%)	11,61%	0,8% / 2,30%	2,2%/3,7% (dont 0,57%)
LU0110060430	FIDELITY FUNDS - EUROPEAN HIGH YIELD FUND A EUR	FIL FUND MANAGEMENT LIMITED	3	13,03%	1,4% (dont 0,57%)	11,63%	0,8% / 2,30%	2,2%/3,7% (dont 0,57%)
LU0152980495	FRANKLIN TEMPLETON INVESTMENT FUNDS - TEMPLETON GLOBAL BOND FUND A	FRANKLIN TEMPLETON FRANCE SA	3	0,22%	1,4% (dont 0,55%)	-1,18%	0,8% / 2,30%	2,2%/3,7% (dont 0,55%)
LU0262418394	GOLDMAN SACHS EMERGING MARKETS DEBT PORTFOLIO BASE EUR HEDGED ACC	GOLDMAN SACHS AM GLB SERV LTD	3	10,98%	1,4% (dont 0,65%)	9,58%	0,8% / 2,30%	2,2%/3,7% (dont 0,65%)
LU0165128348	HSBC GIF EURO HIGH YIELD BOND	HSBC INVESTMENT FUNDS LUXEMBOURG	3	8,66%	1,35% (dont 0,52%)	7,31%	0,8% / 2,30%	2,15%/3,65% (dont 0,52%)
FR0010061283	HSBC RIF SRI EURO BOND AC 	HSBC GLOBAL ASSET MANAGEMENT FCP (France)	3	7,99%	0,84% (dont 0,38%)	7,15%	0,8% / 2,30%	1,64%/3,14% (dont 0,38%)
IE00BYZTVT56	ISHARES EUR CORP BOND ESG UCITS ETF 	BLACKROCK ASSET MGT IRELAND	2	7,97%	0,15% (dont 0%)	7,82%	0,8% / 2,30%	0,95%/2,45% (dont 0%)
LU0512127621	JPMORGAN FUNDS - EMERGING MARKETS CORPORATE BOND EUR HEDGED	JPMORGAN ASSET MANAGEMENT	3	5,01%	1,19% (dont 0,52%)	3,82%	0,8% / 2,30%	1,99%/3,49% (dont 0,52%)
LU0210533500	JPMORGAN FUNDS - GLOBAL CONVERTIBLES EUR A	JPMORGAN ASSET MANAGEMENT	4	8,34%	1,44% (dont 0,65%)	6,90%	0,8% / 2,30%	2,24%/3,74% (dont 0,65%)
FR0010657601	LA FRANCAISE MULTISTRATEGIES OBLIGATAIRES R	LA FRANCAISE AM	2	4,58%	1,4% (dont 0,55%)	3,18%	0,8% / 2,30%	2,2%/3,7% (dont 0,55%)
FR0013185535	LAZARD CONVERTIBLE GLOBAL IC H-EUR	LAZARD FRERES GESTION SAS	3	9,11%	0,9% (dont 0%)	8,21%	0,8% / 2,30%	1,7%/3,2% (dont 0%)
LU1390062245	LYXOR EUR 2-10Y INFLATION EXPECTATIONS UCITS ETF ACC	AMUNDI ASSET MANAGEMENT	NC	NC	NC	NC	0,8% / 2,30%	NC
LU1598691217	LYXOR INDEX FUND - LYXOR EUROMTS 10Y ITL GV BND	AMUNDI ASSET MANAGEMENT	NC	NC	NC	NC	0,8% / 2,30%	NC

Code ISIN	Libellé du support	Société de gestion	Indicateur de risque de l'unité de compte (SRI) : 1 (faible) à 7 (élevé)	Performance brute de l'actif 2023 (A)	Frais de gestion de l'actif (B) dont frais rétrocédés (taux de rétrocessions de commissions)	Performance nette de l'unité de compte 2023 (A-B)	Frais de gestion du contrat/frais GSMD* UC+ Mandat (C)	Frais totaux (B+C) dont frais rétrocédés (taux de rétrocessions de commissions)
LU1686830909	LYXOR INDEX FUND - LYXOR IBOXX \$ LIQUID EMERGING MARKETS SOVEREIGNS UCITS ETF	AMUNDI ASSET MANAGEMENT	NC	NC	NC	NC	0,8% / 2,30%	NC
LU1670722161	M&G (LUX) INVESTMENT FUNDS 1 - M&G GLOBAL FLOATING RATE HIGH YIELD FUND A H EUR ACC	M&G SECURITIES LTD	3	12,62%	1,21% (dont 0,52%)	11,41%	0,8% / 2,30%	2,01%/3,51% (dont 0,52%)
LU0979136255	MOOREA FUND - CLIMATE ACTION 	SG PRIVATE WEALTH MANAGEMENT	2	11,23%	1,28% (dont 0,5%)	9,95%	0,8% / 2,30%	2,08%/3,58% (dont 0,5%)
LU2564068026	MOOREA FUND - SG CREDIT MILLESIME 2028 - Part RE	SG PRIVATE WEALTH MANAGEMENT	2	1,10%	1,1% (dont 0,55%)	0,00%	0,8% / 2,30%	1,9%/3,4% (dont 0,55%)
LU1023727867	MOOREA FUND - SUSTAINABLE EURO FIXED INCOME	SG PRIVATE WEALTH MANAGEMENT	2	10,25%	1% (dont 0,4%)	9,25%	0,8% / 2,30%	1,8%/3,3% (dont 0,4%)
LU1115951946	MOOREA FUND - SUSTAINABLE FLOATING RATE INCOME RE	SG PRIVATE WEALTH MANAGEMENT	2	5,36%	0,75% (dont 0,2%)	4,61%	0,8% / 2,30%	1,55%/3,05% (dont 0,2%)
LU1829219127	MULTI UNITS LUXEMBOURG - AMUNDI EUR CORPORATE BOND PAB NET ZERO AMBITION UCITS ETF ACC 	AMUNDI ASSET MANAGEMENT	2	7,70%	0,14% (dont 0%)	7,56%	0,8% / 2,30%	0,94%/2,44% (dont 0%)
LU1650489385	MULTI UNITS LUXEMBOURG - AMUNDI EURO GOVERNMENT BOND 10-15Y UCITS ETF ACC	AMUNDI ASSET MANAGEMENT	3	10,80%	0,17% (dont 0%)	10,64%	0,8% / 2,30%	0,97%/2,47% (dont 0%)
LU1650487413	MULTI UNITS LUXEMBOURG - AMUNDI EURO GOVERNMENT BOND 1-3Y UCITS ETF ACC	AMUNDI ASSET MANAGEMENT	2	3,47%	0,17% (dont 0%)	3,31%	0,8% / 2,30%	0,97%/2,47% (dont 0%)
LU1650488494	MULTI UNITS LUXEMBOURG - AMUNDI EURO GOVERNMENT BOND 3-5Y UCITS ETF ACC	AMUNDI ASSET MANAGEMENT	2	5,38%	0,17% (dont 0%)	5,22%	0,8% / 2,30%	0,97%/2,47% (dont 0%)
LU1650490474	MULTI UNITS LUXEMBOURG - AMUNDI EURO GOVERNMENT BOND II UCITS ETF ACC	AMUNDI ASSET MANAGEMENT	3	7,11%	0,14% (dont 0%)	6,97%	0,8% / 2,30%	0,94%/2,44% (dont 0%)
LU1563454310	MULTI UNITS LUXEMBOURG - AMUNDI GLOBAL AGGREGATE GREEN BOND UCITS ETF ACC 	AMUNDI ASSET MANAGEMENT	3	6,92%	0,25% (dont 0%)	6,67%	0,8% / 2,30%	1,05%/2,55% (dont 0%)
LU1390062831	MULTI UNITS LUXEMBOURG - AMUNDI US INFLATION EXPECTATIONS 10Y UCITS ETF ACC	AMUNDI ASSET MANAGEMENT	3	4,88%	0,25% (dont 0%)	4,63%	0,8% / 2,30%	1,05%/2,55% (dont 0%)
LU1681041114	MULTI UNITS LUXEMBOURG - LYXOR EURO FLOATING RATE NOTE UCITS ETF	AMUNDI ASSET MANAGEMENT	2	3,90%	0,18% (dont 0%)	3,72%	0,8% / 2,30%	0,98%/2,48% (dont 0%)
IE00B3MB7B14	MUZINICH FUNDS - MUZINICH SHORT DURATION HIGH YIELD FUND EUR R	MUZINICH & CO IRELAND LTD	3	6,94%	1,24% (dont 0,52%)	5,70%	0,8% / 2,30%	2,04%/3,54% (dont 0,52%)
IE00BF8H6M17	MUZINICH LONG SHORT-EUR NR	MUZINICH & CO IRELAND LTD	2	4,46%	1,68% (dont 0,71%)	2,78%	0,8% / 2,30%	2,48%/3,98% (dont 0,71%)
IE00BYV1RN13	NEUBERGER BERMAN CORPORATE HYBRID BOND FUND EUR A ACC	NEUBERGER BERMAN EUROPE LTD	2	8,82%	1,29% (dont 0%)	7,53%	0,8% / 2,30%	2,09%/3,59% (dont 0%)
IE00BDZRWZ54	NEUBERGER BERMAN INVESTMENT FUNDS - NEUBERGER BERMAN SHORT EMERGING MARKET DEBT FUND A EUR	NEUBERGER BERMAN EUROPE LTD	2	6,43%	1,09% (dont 0%)	5,34%	0,8% / 2,30%	1,89%/3,39% (dont 0%)
FR0000003196	OSTRUM SRI EURO SOVEREIGN BONDS 	NATIXIS INVESTMENT MANAGERS INTERNATIONAL SA	3	5,75%	0,7% (dont 0,39%)	5,05%	0,8% / 2,30%	1,5%/3% (dont 0,39%)



Code ISIN	Libellé du support	Société de gestion	Indicateur de risque de l'unité de compte (SRI) : 1 (faible) à 7 (élevé)	Performance brute de l'actif 2023 (A)	Frais de gestion de l'actif (B) dont frais rétrocédés (taux de rétrocessions de commissions)	Performance nette de l'unité de compte 2023 (A-B)	Frais de gestion du contrat/frais GSMD* UC+ Mandat (C)	Frais totaux (B+C) dont frais rétrocédés (taux de rétrocessions de commissions)
FR0013241031	 OSTRUM SRI OBLI EURO 3-5 ANS GP	NATIXIS INVESTMENT MANAGERS INTERNATIONAL SA	2	4,88%	0,25% (dont 0%)	4,63%	0,8% / 2,30%	1,05%/2,55% (dont 0%)
IE00B84J9L26	PIMCO GIS - INCOME E ACC EUR H	PIMCO GLOBAL ADVISORS IRELAN	3	6,60%	1,45% (dont 0,69%)	5,15%	0,8% / 2,30%	2,25%/3,75% (dont 0,69%)
IE00B11XZB05	PIMCO GIS - TOTAL RETURN BOND E HEDGED	PIMCO GLOBAL ADVISORS IRELAN	3	4,28%	1,4% (dont 0,66%)	2,88%	0,8% / 2,30%	2,2%/3,7% (dont 0,66%)
FR0010697482	R-co - R-co CONVICTION CREDIT 12M EURO C EUR	ROTHSCHILD & CO AM EUROPE SCS	2	4,44%	0,51% (dont 0,24%)	3,93%	0,8% / 2,30%	1,31%/2,81% (dont 0,24%)
LU1514167722	SCHRODER INTERNATIONAL SELECTION FUND - GLOBAL CREDIT INCOME A EUR H ACC	SCHRODER INVESTMENT MANAGEMENT LIMITED	2	8,61%	1,42% (dont 0,52%)	7,19%	0,8% / 2,30%	2,22%/3,72% (dont 0,52%)
FR0050000423	 SG BLACKROCK OBLIGATIONS EURO ISR	SG 29 HAUSSMANN	3	7,89%	1,05% (dont 0,69%)	6,84%	0,8% / 2,30%	1,85%/3,35% (dont 0,69%)
FR0050000456	 SG MIROVA OBLIGATIONS VERTES	SG 29 HAUSSMANN	2	7,64%	1,08% (dont 0,69%)	6,56%	0,8% / 2,30%	1,88%/3,38% (dont 0,69%)
FR0050000837	 SG OBLIG ENTREPRISES EURO ISR	SOCIETE GENERALE GESTION	2	7,91%	1,6% (dont 0,69%)	6,31%	0,8% / 2,30%	2,4%/3,9% (dont 0,69%)
FR0010283853	SG OBLIG ETAT EURO P	SOCIETE GENERALE GESTION	3	7,35%	0,96% (dont 0,62%)	6,39%	0,8% / 2,30%	1,76%/3,26% (dont 0,62%)
FR0011269620	SG OBLIG ETAT EURO R	SOCIETE GENERALE GESTION	3	7,38%	0,56% (dont 0,35%)	6,82%	0,8% / 2,30%	1,36%/2,86% (dont 0,35%)
FR0010286765	SG OBLIG MONDE	SOCIETE GENERALE GESTION	3	3,91%	1,21% (dont 0,7%)	2,70%	0,8% / 2,30%	2,01%/3,51% (dont 0,7%)
FR0012223535	SG OBLIG REVENU ANNUEL D EUR	SOCIETE GENERALE GESTION	2	5,43%	1,07% (dont 0,65%)	4,36%	0,8% / 2,30%	1,87%/3,37% (dont 0,65%)
FR0010260018	SG OBLIGATIONS	SOCIETE GENERALE GESTION	2	7,35%	1,05% (dont 0,61%)	6,30%	0,8% / 2,30%	1,85%/3,35% (dont 0,61%)
FR0050000829	 SG OBLIGATIONS VERTES	SOCIETE GENERALE GESTION	3	7,33%	1,56% (dont 0,77%)	5,77%	0,8% / 2,30%	2,36%/3,86% (dont 0,77%)
FR0011192285	SG TRESORERIE 6 MOIS P	SOCIETE GENERALE GESTION	1	3,90%	0,61% (dont 0,36%)	3,29%	0,8% / 2,30%	1,41%/2,91% (dont 0,36%)
FR0010460493	TIKEHAU EUROPEAN HIGH YIELD R EUR	TIKEHAU INVESTMENT MANAGEMENT	3	13,43%	0,99% (dont 0,52%)	12,44%	0,8% / 2,30%	1,79%/3,29% (dont 0,52%)
LU1585265066	TIKEHAU FUND - TIKEHAU SHORT DURATION R	TIKEHAU INVESTMENT MANAGEMENT	2	6,19%	1,11% (dont 0,52%)	5,08%	0,8% / 2,30%	1,91%/3,41% (dont 0,52%)
Fonds mixtes								
FR0007040373	 29 HAUSSMANN EQUILIBRE	SG 29 HAUSSMANN	3	10,74%	1,4% (dont 0,81%)	9,34%	0,8% / 2,30%	2,2%/3,7% (dont 0,81%)
FR0010902726	 29 HAUSSMANN EURO RENDEMENT	SG 29 HAUSSMANN	3	9,64%	1% (dont 0,57%)	8,64%	0,8% / 2,30%	1,8%/3,3% (dont 0,57%)
FR0013506342	29 HAUSSMANN FLEXIBLE MULTI-STRATEGIES C	SG 29 HAUSSMANN	3	9,62%	1,22% (dont 0,6%)	8,40%	0,8% / 2,30%	2,02%/3,52% (dont 0,6%)
IE00B61N8946	AMUNDI ALTERNATIVE FUNDS IV PLC - AMUNDI METORI EPSILON GLOBAL TRENDS FUND	AMUNDI ASSET MANAGEMENT	3	-3,90%	1,94% (dont 0,75%)	-5,85%	0,8% / 2,30%	2,74%/4,24% (dont 0,75%)

Code ISIN	Libellé du support	Société de gestion	Indicateur de risque de l'unité de compte (SRI) : 1 (faible) à 7 (élevé)	Performance brute de l'actif 2023 (A)	Frais de gestion de l'actif (B) dont frais rétrocédés (taux de rétrocessions de commissions)	Performance nette de l'unité de compte 2023 (A-B)	Frais de gestion du contrat/frais GSMD* UC+ Mandat (C)	Frais totaux (B+C) dont frais rétrocédés (taux de rétrocessions de commissions)
LU0433182416	AMUNDI INTERNATIONAL SICAV AH	AMUNDI LUXEMBOURG	4	11,69%	2,21% (dont 0,5%)	9,48%	0,8% / 2,30%	3,01%/4,51% (dont 0,5%)
FR0000170193	AXA AEDIFICANDI D	AXA INVESTMENTS MANAGERS	5	16,06%	1,71% (dont 0,78%)	14,36%	0,8% / 2,30%	2,51%/4,01% (dont 0,78%)
LU1157401305	AXA WORLD FUNDS - GLOBAL FLEXIBLE PROPERTY A CAP EUR HEDGED 95%	AXA INVESTMENTS MANAGERS	3	8,44%	1,69% (dont 0,73%)	6,75%	0,8% / 2,30%	2,49%/3,99% (dont 0,73%)
LU0212925753	BLACK GLOBAL FUNDS - GLOBAL ALLOCATION H A2	BLACKROCK INVESTMENTS MANAGERS	3	11,40%	1,77% (dont 0,85%)	9,63%	0,8% / 2,30%	2,57%/4,07% (dont 0,85%)
IE00B4Z6HC18	BNY MELLON GLOBAL REAL RETURN FUND	BNY MELLON FUND MANAGEMENT LUX	3	2,08%	1,76% (dont 0,71%)	0,32%	0,8% / 2,30%	2,56%/4,06% (dont 0,71%)
FR0010135103	CARMIGNAC PATRIMOINE	CARMIGNAC GESTION	3	3,72%	1,51% (dont 0,66%)	2,20%	0,8% / 2,30%	2,31%/3,81% (dont 0,66%)
LU0592698954	CARMIGNAC PORTFOLIO - EMERGING PATRIMOINE A EUR 	CARMIGNAC GESTION LUXEMBOURG	3	9,65%	1,88% (dont 0,67%)	7,78%	0,8% / 2,30%	2,68%/4,18% (dont 0,67%)
LU1317704051	CARMIGNAC PORTFOLIO - LONG SHORT EUROPEAN EQUITIES A	CARMIGNAC GESTION LUXEMBOURG	3	2,19%	2,12% (dont 0,66%)	0,07%	0,8% / 2,30%	2,92%/4,42% (dont 0,66%)
FR0007050190	DNCA EVOLUTIF 	DNCA FINANCE SA	NC	NC	NC	NC	0,8% / 2,30%	NC
LU0284394235	DNCA INVEST - EUROSE A 	DNCA FINANCE LUX SA	3	10,01%	1,43% (dont 0,73%)	8,58%	0,8% / 2,30%	2,23%/3,73% (dont 0,73%)
FR0010611293	ECHIQUIER - ECHIQUIER ARTY SRI 	FINANCIERE DE L'ECHIQUIER	NC	NC	NC	NC	0,8% / 2,30%	NC
LU1160353758	EdR GLOBAL CONVERTIBLES	EDMOND ROTHSCHILD AM LUX	3	4,81%	1,53% (dont 0,68%)	3,28%	0,8% / 2,30%	2,33%/3,83% (dont 0,68%)
IE00BHBFD143	FRANKLIN TEMPLETON GLOBAL FUNDS PLC - FTGF WESTERN ASSET MACRO OPPORTUNITIES BOND FUND AAH EUR	LEGG MASON INVESTMENTS EUR LTD	3	12,09%	1,76% (dont 0,78%)	10,33%	0,8% / 2,30%	2,56%/4,06% (dont 0,78%)
IE00BHBFD705	FRANKLIN TEMPLETON GLOBAL FUNDS PLC - FTGF WESTERN ASSET MACRO OPPORTUNITIES BOND FUND X EUR	LEGG MASON INVESTMENTS EUR LTD	3	11,47%	1,26% (dont 0%)	10,21%	0,8% / 2,30%	2,06%/3,56% (dont 0%)
FR0011153014	GINJER ACTIFS 360 A	GINJER AM	0	16,73%	1,85% (dont 0,88%)	14,88%	0,8% / 2,30%	2,65%/4,15% (dont 0,88%)
LU1827011492	HSBC GLOBAL INVESTMENT FUNDS - MULTI-ASSET STYLE FACTORS AC EUR	HSBC INVESTMENT FUNDS LUXEMBOURG	3	3,36%	1,6% (dont 0,66%)	1,75%	0,8% / 2,30%	2,4%/3,9% (dont 0,66%)
LU0432616737	INVESCO FUNDS - INVESCO BALANCED-RISK ALLOCATION FUND A	INVESCO MANAGEMENT SA	3	4,74%	1,64% (dont 0,71%)	3,09%	0,8% / 2,30%	2,44%/3,94% (dont 0,71%)
LU0853555380	JUPITER GLOBAL FUND - JUPITER DYNAMIC BOND L EUR	JUPITER UNIT TRUST MANAGERS	2	8,23%	1,45% (dont 0%)	6,78%	0,8% / 2,30%	2,25%/3,75% (dont 0%)
LU0812607454	LYXOR INVESTMENT FUNDS - FLEXIBLE ALLOCATION M EUR	AMUNDI ASSET MANAGEMENT	3	8,59%	1,7% (dont 1%)	6,89%	0,8% / 2,30%	2,5%/4% (dont 1%)
FR0010755744	LYXOR PLANET A EUR	AMUNDI ASSET MANAGEMENT	3	8,11%	1,44% (dont 0,6%)	6,67%	0,8% / 2,30%	2,24%/3,74% (dont 0,6%)
LU0539466150	LYXOR QUANTITATIVE FUND - ABSOLUTE RETURN MULTI ASSETS A EUR	AMUNDI ASSET MANAGEMENT	2	5,44%	1,15% (dont 0,5%)	4,29%	0,8% / 2,30%	1,95%/3,45% (dont 0,5%)
LU1670724373	M&G (LUX) INVESTMENT FUNDS 1 - M&G OPTIMAL INCOME FUNDS A EUR	M&G SECURITIES LTD	3	11,55%	1,33% (dont 0,59%)	10,22%	0,8% / 2,30%	2,13%/3,63% (dont 0,59%)

Code ISIN	Libellé du support	Société de gestion	Indicateur de risque de l'unité de compte (SRI) : 1 (faible) à 7 (élevé)	Performance brute de l'actif 2023 (A)	Frais de gestion de l'actif (B) dont frais rétrocedés (taux de rétrocessions de commissions)	Performance nette de l'unité de compte 2023 (A-B)	Frais de gestion du contrat/frais GSMD* UC+ Mandat (C)	Frais totaux (B+C) dont frais rétrocedés (taux de rétrocessions de commissions)
LU1582988058	M&G DYNAMIC ALLOCATION FUND A EUR CAP	M&G SECURITIES LTD	3	9,05%	2,01% (dont 1%)	7,04%	0,8% / 2,30%	2,81%/4,31% (dont 1%)
LU0538387076	MOOREA FUND - SUSTAINABLE STRUCTURED INCOME	SG PRIVATE WEALTH MANAGEMENT	3	13,60%	1,8% (dont 0,75%)	11,80%	0,8% / 2,30%	2,6%/4,1% (dont 0,75%)
LU1391858112	Moorea Fund Global Balanced Allocation Portfolio	SG PRIVATE WEALTH MANAGEMENT	3	12,49%	1,71% (dont 0,63%)	10,78%	0,8% / 2,30%	2,51%/4,01% (dont 0,63%)
LU1391859516	Moorea Fund Global Growth Allocation Portfolio	SG PRIVATE WEALTH MANAGEMENT	3	14,46%	1,97% (dont 0,75%)	12,49%	0,8% / 2,30%	2,77%/4,27% (dont 0,75%)
LU1506378568	MOOREA FUND-GLOBAL CONSERVATIVE ALLOCATION PORTFOLIO RE	SG PRIVATE WEALTH MANAGEMENT	2	10,65%	1,56% (dont 0,5%)	9,09%	0,8% / 2,30%	2,36%/3,86% (dont 0,5%)
FR0010591362	MULTI UNITS FRANCE - AMUNDI CAC 40 DAILY (-1X) INVERSE UCITS ETF	AMUNDI ASSET MANAGEMENT	6	-13,16%	0,4% (dont 0%)	-13,56%	0,8% / 2,30%	1,2%/2,7% (dont 0%)
FR0010411884	MULTI UNITS FRANCE - AMUNDI CAC 40 DAILY (-2X) INVERSE UCITS ETF	AMUNDI ASSET MANAGEMENT	6	-28,20%	0,6% (dont 0%)	-28,80%	0,8% / 2,30%	1,4%/2,9% (dont 0%)
IE00BZ6SF527	PIMCO FUNDS GLOBAL INVESTORS SERIES - DYNAMIC MULTI-ASSET E	PIMCO GLOBAL ADVISORS IRELAN	3	0,50%	1,85% (dont 0,88%)	-1,35%	0,8% / 2,30%	2,65%/4,15% (dont 0,88%)
FR0011261197	R VALOR (ACTION F)	ROTHSCHILD & CO AM EUROPE SCS	4	14,44%	1,83% (dont 0,94%)	12,60%	0,8% / 2,30%	2,63%/4,13% (dont 0,94%)
FR0014000929	SG BLACKROCK FLEXIBLE ISR 	SG 29 HAUSSMANN	NC	NC	NC	NC	0,8% / 2,30%	NC
FR0007468830	SG FLEXIBLE	SOCIETE GENERALE GESTION	3	7,62%	1,13% (dont 0,66%)	6,50%	0,8% / 2,30%	1,93%/3,43% (dont 0,66%)
FR0011584416	SG PATRIMOINE C	SOCIETE GENERALE GESTION	3	10,42%	1,78% (dont 0,86%)	8,64%	0,8% / 2,30%	2,58%/4,08% (dont 0,86%)
FR0012892172	SG SOLIDARITE CCFD TERRE SOLIDAIRE 	SOCIETE GENERALE GESTION	2	5,39%	1,06% (dont 0,28%)	4,33%	0,8% / 2,30%	1,86%/3,36% (dont 0,28%)
FR0012892164	SG SOLIDARITE FONDATION POUR LA RECHERCHE MEDICALE 	SOCIETE GENERALE GESTION	2	5,39%	1,06% (dont 0,28%)	4,33%	0,8% / 2,30%	1,86%/3,36% (dont 0,28%)
FR0012892156	SG SOLIDARITE HABITAT ET HUMANISME 	SOCIETE GENERALE GESTION	2	5,38%	1,06% (dont 0,28%)	4,32%	0,8% / 2,30%	1,86%/3,36% (dont 0,28%)
FR0012881753	SG SOLIDARITE LES RESTAURANTS DU COEUR 	SOCIETE GENERALE GESTION	2	5,39%	1,06% (dont 0,28%)	4,33%	0,8% / 2,30%	1,86%/3,36% (dont 0,28%)
LU2147879543	TIKEHAU INTERNATIONAL CROSS ASSETS R ACC EUR	TIKEHAU INVESTMENT MANAGEMENT	3	9,20%	1,61% (dont 0,78%)	7,59%	0,8% / 2,30%	2,41%/3,91% (dont 0,78%)
Fonds spéculatifs								
LU0572586591	ALKEN ABSOLUTE RETURN EUROPE A EUR CAP	ALKEN LUXEMBOURG SARL	3	4,56%	2,56% (dont 0,95%)	2,00%	0,8% / 2,30%	3,36%/4,86% (dont 0,95%)
LU1481483334	DNCA INVEST-MIURI BG	DNCA FINANCE LUX SA	3	11,31%	2,19% (dont 1,1%)	9,12%	0,8% / 2,30%	2,99%/4,49% (dont 1,1%)
LU1331971769	ELEVA UCITS FUND - ELEVA ABSOLUTE RETURN EUROPE FUND	ELEVA CAPITAL SAS	2	7,11%	2,44% (dont 0,86%)	4,67%	0,8% / 2,30%	3,24%/4,74% (dont 0,86%)
LU1004132566	INVESCO FUNDS - INVESCO GLOBAL TARGETED RE	INVESCO MANAGEMENT SA	NC	NC	NC	NC	0,8% / 2,30%	NC
LU0095938881	JPMORGAN INVESTMENT FUNDS - GLOBAL MACRO OPPORTUNITIES	JPMORGAN ASSET MANAGEMENT	3	-0,31%	1,46% (dont 0,65%)	-1,77%	0,8% / 2,30%	2,26%/3,76% (dont 0,65%)
IE00BKTN1W83	LYXOR NEWCITS IRL III ICAV - LYXOR/BRIDGEWATER CORE GLOBAL MACRO FUND A1 EUR ACC	AMUNDI ASSET MANAGEMENT	3	3,70%	NC	1,39%	0,8% / 2,30%	NC

Code ISIN	Libellé du support	Société de gestion	Indicateur de risque de l'unité de compte (SRI) : 1 (faible) à 7 (élevé)	Performance brute de l'actif 2023 (A)	Frais de gestion de l'actif (B) dont frais rétrocédés (taux de rétrocessions de commissions)	Performance nette de l'unité de compte 2023 (A-B)	Frais de gestion du contrat/frais GSMD* UC+ Mandat (C)	Frais totaux (B+C) dont frais rétrocédés (taux de rétrocessions de commissions)
IE00B9DCSJ09	LYXOR TIEDEMANN ARBITRAGE STRATEGY FUND A	AMUNDI ASSET MANAGEMENT	3	8,43%	2,42% (dont 0,85%)	6,01%	0,8% / 2,30%	3,22%/4,72% (dont 0,85%)
LU1391857817	MOOREA FUND GLOBAL ALTERNATIVE OPPORTUNITIES	SG PRIVATE WEALTH MANAGEMENT	2	0,78%	3,3% (dont 0,8%)	-2,51%	0,8% / 2,30%	4,1%/5,6% (dont 0,8%)

Fonds monétaires

FR0011387299	ALLIANZ EURO OBLIG COURT TERME ISR RC 	ALLIANZ GLOBAL INVESTORS EUROPE GMBH	1	3,72%	0,32% (dont 0,17%)	3,40%	0,8% / 2,30%	1,12%/2,62% (dont 0,17%)
LU0568620560	AMUNDI FUNDS - CASH EUR	AMUNDI LUXEMBOURG	1	3,47%	0,46% (dont 0,13%)	3,01%	0,8% / 2,30%	1,26%/2,76% (dont 0,13%)
FR0000978371	AXA IM EURO LIQUIDITY 	AXA INVESTMENTS MANAGERS	1	3,45%	0,01% (dont 0%)	3,44%	0,8% / 2,30%	0,81%/2,31% (dont 0%)
FR0014000EG3	BFT AUREUS ISR - E 	BFT INVESTMENT MANAGERS SA	1	3,46%	0,24% (dont 0,2%)	3,22%	0,8% / 2,30%	1,04%/2,54% (dont 0,2%)
FR0010599399	BFT AUREUS ISR - IC 	BFT INVESTMENT MANAGERS SA	1	3,51%	0,1% (dont 0,07%)	3,40%	0,8% / 2,30%	0,9%/2,4% (dont 0,07%)
FR0010423228	SG AMUNDI MONETAIRE ISR 	SOCIETE GENERALE GESTION	1	3,48%	0,31% (dont 0,2%)	3,17%	0,8% / 2,30%	1,11%/2,61% (dont 0,2%)
FR0011047513	SG MONETAIRE PLUS E 	SOCIETE GENERALE GESTION	1	3,52%	0,31% (dont 0,19%)	3,21%	0,8% / 2,30%	1,11%/2,61% (dont 0,19%)
FR0000003964	SG MONETAIRE PLUS I 	SOCIETE GENERALE GESTION	1	3,46%	0,08% (dont 0,06%)	3,38%	0,8% / 2,30%	0,88%/2,38% (dont 0,06%)
FR0011362094	SG MONETAIRE PLUS P 	SOCIETE GENERALE GESTION	1	3,52%	0,41% (dont 0,26%)	3,11%	0,8% / 2,30%	1,21%/2,71% (dont 0,26%)

Autres

LU0515768454	COLOMBIA THREADNEEDLE (LUX) - ENHANCED COMMODITIES AEH	THREADNEEDLE MANAGEMENT LUX SA	4	-9,01%	1,2% (dont 0,48%)	-10,21%	0,8% / 2,30%	2%/3,5% (dont 0,48%)
LU1829218749	MULTI UNITS LUXEMBOURG - LYXOR COMMODITIES REFINITIV/CORECOMMODITY CRB TR UCITS ETF	AMUNDI ASSET MANAGEMENT	4	-15,84%	0% (dont 0%)	-15,84%	0,8% / 2,30%	0,8%/2,3% (dont 0%)

GAMME DES SUPPORTS *GSMD Poche Gérée*

Autres								
FR0010557264	ACTION AB SCIENCE SA	-	NA	-49,79%	NA	-49,79%**	0,8% / 2,30%	NA
FR0000120404	ACTION ACCOR	-	NA	48,18%	NA	48,18%**	0,8% / 2,30%	NA
DE000A1EWWW	ACTION ADIDAS	-	NA	44,99%	NA	44,99%**	0,8% / 2,30%	NA
FR0012821890	ACTION ADUX	-	NA	-16,55%	NA	-16,55%**	0,8% / 2,30%	NA
US0079031078	ACTION ADV MICRO DEV	-	NA	119,66%	NA	119,66%**	0,8% / 2,30%	NA
FR0010340141	ACTION AEROPORTS DE PARIS	-	NA	-6,39%	NA	-6,39%**	0,8% / 2,30%	NA
FR0000031122	ACTION AIR FRANCE - KLM	-	NA	NC	NA	NC	0,8% / 2,30%	NA
FR0000120073	ACTION AIR LIQUIDE	-	NA	33,02%	NA	33,02%**	0,8% / 2,30%	NA
NL0000235190	ACTION AIRBUS GROUP	-	NA	25,91%	NA	25,91%**	0,8% / 2,30%	NA
US01609W1027	ACTION ALIBABA	-	NA	-15,07%	NA	-15,07%**	0,8% / 2,30%	NA

Code ISIN	Libellé du support	Société de gestion	Indicateur de risque de l'unité de compte (SRI) : 1 (faible) à 7 (élevé)	Performance brute de l'actif 2023 (A)	Frais de gestion de l'actif (B) dont frais rétrocédés (taux de rétrocessions de commissions)	Performance nette de l'unité de compte 2023 (A-B)	Frais de gestion du contrat/frais GSMD* UC+ Mandat (C)	Frais totaux (B+C) dont frais rétrocédés (taux de rétrocessions de commissions)
US0185811082	ACTION ALLIANCE DATA SYSTEMS	-	NA	-15,58%	NA	-15,58%**	0,8% / 2,30%	NA
DE0008404005	ACTION ALLIANZ	-	NA	25,80%	NA	25,80%**	0,8% / 2,30%	NA
US02079K3059	ACTION ALPHABET CL.A (GOOGLE)	-	NA	52,83%	NA	52,83%**	0,8% / 2,30%	NA
US02079K1079	ACTION ALPHABET CL.C (GOOGLE)	-	NA	53,31%	NA	53,31%**	0,8% / 2,30%	NA
FR0010220475	ACTION ALSTOM	-	NA	-46,63%	NA	-46,63%**	0,8% / 2,30%	NA
FR0000053837	ACTION ALTAMIR	-	NA	NC	NA	NC	0,8% / 2,30%	NA
FR0000071946	ACTION ALTEN	-	NA	15,24%	NA	15,24%**	0,8% / 2,30%	NA
US0231351067	ACTION AMAZON COM	-	NA	74,60%	NA	74,6%**	0,8% / 2,30%	NA
BE0974293251	ACTION ANHEUSER-BUSCH INBEV	-	NA	3,82%	NA	3,82%**	0,8% / 2,30%	NA
US0378331005	ACTION APPLE	-	NA	43,39%	NA	43,39%**	0,8% / 2,30%	NA
LU1598757687	ACTION ARCELORMITTAL	-	NA	4,48%	NA	4,48%**	0,8% / 2,30%	NA
GB0000536739	ACTION ASHTEAD	-	NA	18,09%	NA	18,09%**	0,8% / 2,30%	NA
NL0010273215	ACTION ASML HOLDING N.V.	-	NA	35,31%	NA	35,31%**	0,8% / 2,30%	NA
GB0030927254	ACTION ASOS	-	NA	-14,93%	NA	-14,93%**	0,8% / 2,30%	NA
SE0007100581	ACTION ASSA ABLOY AB-B	-	NA	30,08%	NA	30,08%**	0,8% / 2,30%	NA
FR0000051732	ACTION ATOS	-	NA	-21,77%	NA	-21,77%**	0,8% / 2,30%	NA
FR0000120628	ACTION AXA	-	NA	13,18%	NA	13,18%**	0,8% / 2,30%	NA
ES0113900J37	ACTION BANCO SANTANDER	-	NA	35,00%	NA	35%**	0,8% / 2,30%	NA
US0605051046	ACTION BANK OF AMERICA	-	NA	-1,87%	NA	-1,87%**	0,8% / 2,30%	NA
CH0009002962	ACTION BARRY CALLEBAUT	-	NA	-17,50%	NA	-17,5%**	0,8% / 2,30%	NA
DE000BASF111	ACTION BASF SE	-	NA	5,15%	NA	5,15%**	0,8% / 2,30%	NA
FR0000035370	ACTION BASTIDE LE CONFORT MEDICAL	-	NA	-27,17%	NA	-27,17%**	0,8% / 2,30%	NA
DE000BAY0017	ACTION BAYER	-	NA	-25,71%	NA	-25,71%**	0,8% / 2,30%	NA
DE0005200000	ACTION BEIERSDORF AG	-	NA	26,59%	NA	26,59%**	0,8% / 2,30%	NA
US0846707026	ACTION BERKSHIRE HATHAWAY INC	-	NA	11,45%	NA	11,45%**	0,8% / 2,30%	NA
FR0000120966	ACTION BIC SA	-	NA	-1,72%	NA	-1,72%**	0,8% / 2,30%	NA
FR0013280286	ACTION BIOMERIEUX	-	NA	NC	NA	NC	0,8% / 2,30%	NA
DE0005190003	ACTION BMW	-	NA	31,10%	NA	31,10%**	0,8% / 2,30%	NA
FR0000131104	ACTION BNP PARIBAS	-	NA	17,54%	NA	17,54%**	0,8% / 2,30%	NA
FR0000063935	ACTION BONDUELLE	-	NA	-18,24%	NA	-18,24%**	0,8% / 2,30%	NA
FR0000120503	ACTION BOUYGUES	-	NA	21,68%	NA	21,68%**	0,8% / 2,30%	NA
US11135F1012	ACTION BROADCOM INC	-	NA	92,70%	NA	92,7%**	0,8% / 2,30%	NA
GB00B0744B38	ACTION BUNZL	-	NA	18,00%	NA	18%**	0,8% / 2,30%	NA
FR0000125338	ACTION CAP GEMINI	-	NA	21,03%	NA	21,03%**	0,8% / 2,30%	NA
FR0000120172	ACTION CARREFOUR	-	NA	5,91%	NA	5,91%**	0,8% / 2,30%	NA

Code ISIN	Libellé du support	Société de gestion	Indicateur de risque de l'unité de compte (SRI) : 1 (faible) à 7 (élevé)	Performance brute de l'actif 2023 (A)	Frais de gestion de l'actif (B) dont frais rétrocédés (taux de rétrocessions de commissions)	Performance nette de l'unité de compte 2023 (A-B)	Frais de gestion du contrat/frais GSMD* UC+ Mandat (C)	Frais totaux (B+C) dont frais rétrocédés (taux de rétrocessions de commissions)
US14448C1045	ACTION CARRIER GLOBAL CORPORATION	-	NA	NC	NA	NC	0,8% / 2,30%	NA
FR0000125585	ACTION CASINO GUICHARD	-	NA	-92,01%	NA	-92,01%**	0,8% / 2,30%	NA
FR0000064446	ACTION CATERING INTL SERVICES	-	NA	-8,26%	NA	-8,26%**	0,8% / 2,30%	NA
FR0013181864	ACTION CGG	-	NA	NC	NA	NC	0,8% / 2,30%	NA
US1598641074	ACTION CHARLES RIVER	-	NA	4,72%	NA	4,72%**	0,8% / 2,30%	NA
IL0010824113	ACTION CHECK POINT SOFTWARE TECHNOLOGIES	-	NA	16,90%	NA	16,9%**	0,8% / 2,30%	NA
FR0000130403	ACTION CHRISTIAN DIOR	-	NA	3,89%	NA	3,89%**	0,8% / 2,30%	NA
US1729674242	ACTION CITIGROUP	-	NA	9,76%	NA	9,76%**	0,8% / 2,30%	NA
US1912161007	ACTION COCA-COLA	-	NA	-10,58%	NA	-10,58%**	0,8% / 2,30%	NA
US1941621039	ACTION COLGATE PALMOLIVE	-	NA	-2,34%	NA	-2,34%**	0,8% / 2,30%	NA
GB00BD6K4575	ACTION COMPASS GROUP PLC	-	NA	14,20%	NA	14,2%**	0,8% / 2,30%	NA
US21036P1084	ACTION CONSTELLATION BRANDS INC-A	-	NA	0,69%	NA	0,69%**	0,8% / 2,30%	NA
FR0000045072	ACTION CREDIT AGRICOLE	-	NA	30,73%	NA	30,73%**	0,8% / 2,30%	NA
IE0001827041	ACTION CRH	-	NA	69,12%	NA	69,12%**	0,8% / 2,30%	NA
US2267181046	ACTION CRITEO ADR	-	NA	-6,22%	NA	-6,22%**	0,8% / 2,30%	NA
US1266501006	ACTION CVS HEALTH	-	NA	-18,21%	NA	-18,21%**	0,8% / 2,30%	NA
DE0007100000	ACTION MERCEDES-BENZ GROUP AG	-	NA	10,23%	NA	10,23%**	0,8% / 2,30%	NA
DE000DTR0CK8	ACTION DAIMLER TRUCK HOLDING AG	-	NA	17,51%	NA	17,51%**	0,8% / 2,30%	NA
FR0000120644	ACTION DANONE	-	NA	NC	NA	NC	0,8% / 2,30%	NA
US2372661015	ACTION DARLING INGRED.INC.DL	-	NA	-23,14%	NA	-23,14%**	0,8% / 2,30%	NA
FR0014003TT8	ACTION DASSAULT SYSTEMES	-	NA	32,06%	NA	32,06%**	0,8% / 2,30%	NA
DE0005140008	ACTION DEUTSCHE BANK	-	NA	16,71%	NA	16,71%**	0,8% / 2,30%	NA
DE0007480204	ACTION DEUTSCHE EUROSHOP	-	NA	1,94%	NA	1,94%**	0,8% / 2,30%	NA
DE0008232125	ACTION DEUTSCHE LUFTHANSA-REG	-	NA	3,60%	NA	3,6%**	0,8% / 2,30%	NA
ES0126775032	ACTION DIA SA	-	NA	0,00%	NA	0%**	0,8% / 2,30%	NA
GB0002374006	ACTION DIAGEO	-	NA	-20,15%	NA	-20,15%**	0,8% / 2,30%	NA
CH0023405456	ACTION DUFREY	-	NA	-8,67%	NA	-8,67%**	0,8% / 2,30%	NA
DE000ENAG999	ACTION E.ON SE	-	NA	30,23%	NA	30,23%**	0,8% / 2,30%	NA
GB00B7KR2P84	ACTION EASYJET	-	NA	60,38%	NA	60,38%**	0,8% / 2,30%	NA
ES0112501012	ACTION EBRO FOODS	-	NA	5,87%	NA	5,87%**	0,8% / 2,30%	NA
FR0010908533	ACTION EDENRED	-	NA	6,41%	NA	6,41%**	0,8% / 2,30%	NA
FR0000130452	ACTION EIFFAGE	-	NA	5,55%	NA	5,55%**	0,8% / 2,30%	NA
FR0010242511	ACTION ELECTRICITE DE FRANCE (EDF)	-	NA	NC	NA	NC	0,8% / 2,30%	NA

Code ISIN	Libellé du support	Société de gestion	Indicateur de risque de l'unité de compte (SRI) : 1 (faible) à 7 (élevé)	Performance brute de l'actif 2023 (A)	Frais de gestion de l'actif (B) dont frais rétrocédés (taux de rétrocessions de commissions)	Performance nette de l'unité de compte 2023 (A-B)	Frais de gestion du contrat/frais GSMD* UC+ Mandat (C)	Frais totaux (B+C) dont frais rétrocédés (taux de rétrocessions de commissions)
IT0003132476	ACTION ENI SPA	-	NA	15,50%	NA	15,5%**	0,8% / 2,30%	NA
NO0010096985	ACTION EQUINOR	-	NA	-14,35%	NA	-14,35%**	0,8% / 2,30%	NA
FR0000131757	ACTION ERAMET	-	NA	-14,73%	NA	-14,73%**	0,8% / 2,30%	NA
SE0000108656	ACTION ERICSSON	-	NA	3,83%	NA	3,83%**	0,8% / 2,30%	NA
FR0000121121	ACTION EURAZEO	-	NA	23,67%	NA	23,67%**	0,8% / 2,30%	NA
FR0014008VX5	ACTION EUROAPI	-	NA	-58,63%	NA	-58,63%**	0,8% / 2,30%	NA
FR0014000MR3	ACTION EUROFINIS SCIENTIFIC	-	NA	NC	NA	NC	0,8% / 2,30%	NA
US30231G1022	ACTION EXXON MOBIL CORP	-	NA	-12,50%	NA	-12,5%**	0,8% / 2,30%	NA
FR0000121147	ACTION FAURECIA	-	NA	44,52%	NA	44,52%**	0,8% / 2,30%	NA
US31620M1062	ACTION FIDELITY NATIONAL INFORMATION SERVICES INC	-	NA	-14,54%	NA	-14,54%**	0,8% / 2,30%	NA
US34959E1091	ACTION FORTINET	-	NA	15,55%	NA	15,55%**	0,8% / 2,30%	NA
DE0005773303	ACTION FRAPORT AG FRANKFURT AIRPORT	-	NA	43,92%	NA	43,92%**	0,8% / 2,30%	NA
DE0005785604	ACTION FRESENIUS SE & CO KGAA	-	NA	11,70%	NA	11,70%**	0,8% / 2,30%	NA
DE0005785802	ACTION FRESENIUS MEDICAL CARE	-	NA	26,55%	NA	26,55%**	0,8% / 2,30%	NA
PTGAL0AM0009	ACTION GALP ENERGIA SGPS SA	-	NA	5,79%	NA	5,79%**	0,8% / 2,30%	NA
US3665051054	ACTION GARRETT MOTION	-	NA	NC	NA	NC	0,8% / 2,30%	NA
FR0010208488	ACTION GDF SUEZ	-	NA	18,90%	NA	18,9%**	0,8% / 2,30%	NA
US3696043013	ACTION GENERAL ELECTRIC	-	NA	47,02%	NA	47,02%**	0,8% / 2,30%	NA
US3703341046	ACTION GENERAL MILLS INC	-	NA	-25,01%	NA	-25,01%**	0,8% / 2,30%	NA
US3755581036	ACTION GILEAD SCIENCES	-	NA	-8,92%	NA	-8,92%**	0,8% / 2,30%	NA
CH0010645932	ACTION GIVAUDAN N	-	NA	30,77%	NA	30,77%**	0,8% / 2,30%	NA
GB0009252882	ACTION GLAXOSMITHKLINE	-	NA	NC	NA	NC	0,8% / 2,30%	NA
US3848021040	ACTION WW GRAINGER INC	-	NA	43,80%	NA	43,8%**	0,8% / 2,30%	NA
FR0000036675	ACTION GROUPE CRIT	-	NA	28,85%	NA	28,85%**	0,8% / 2,30%	NA
FR0000062671	ACTION GROUPE GEORGE	-	NA	-3,40%	NA	-3,4%**	0,8% / 2,30%	NA
US4062161017	ACTION HALLIBURTON CO	-	NA	-11,33%	NA	-11,33%**	0,8% / 2,30%	NA
NL0000009165	ACTION HEINEKEN NV	-	NA	4,62%	NA	4,62%**	0,8% / 2,30%	NA
DE0006048408	ACTION HENKEL AG & CO KGAA	-	NA	6,78%	NA	6,78%**	0,8% / 2,30%	NA
DE0006048432	ACTION HENKEL AG & CO KGAA VORZUG	-	NA	12,06%	NA	12,06%**	0,8% / 2,30%	NA
US8064071025	ACTION HENRY SCHEIN	-	NA	-8,49%	NA	-8,49%**	0,8% / 2,30%	NA
FR0000052292	ACTION HERMES	-	NA	32,79%	NA	32,79%**	0,8% / 2,30%	NA
DE0006070006	ACTION HOCHTIEF AG	-	NA	90,39%	NA	90,39%**	0,8% / 2,30%	NA
US4364401012	ACTION HOLOGIC INC	-	NA	-7,81%	NA	-7,81%**	0,8% / 2,30%	NA
US4370761029	ACTION HOME DEPOT	-	NA	NC	NA	NC	0,8% / 2,30%	NA

Code ISIN	Libellé du support	Société de gestion	Indicateur de risque de l'unité de compte (SRI) : 1 (faible) à 7 (élevé)	Performance brute de l'actif 2023 (A)	Frais de gestion de l'actif (B) dont frais rétrocédés (taux de rétrocessions de commissions)	Performance nette de l'unité de compte 2023 (A-B)	Frais de gestion du contrat/frais GSMD* UC+ Mandat (C)	Frais totaux (B+C) dont frais rétrocédés (taux de rétrocessions de commissions)
US4385161066	ACTION HONEYWELL INTL	-	NA	-5,54%	NA	-5,54%**	0,8% / 2,30%	NA
ES0144580Y14	ACTION IBERDROLA	-	NA	8,60%	NA	8,6%**	0,8% / 2,30%	NA
FR0004035913	ACTION ILIAD (FREE)	-	NA	NC	NA	NC	0,8% / 2,30%	NA
FR0000120859	ACTION IMERYS SA	-	NA	-21,63%	NA	-21,63%**	0,8% / 2,30%	NA
ES0148396007	ACTION INDITEX	-	NA	63,50%	NA	63,50%**	0,8% / 2,30%	NA
NL0011821202	ACTION ING GROEP CVA	-	NA	18,79%	NA	18,79%**	0,8% / 2,30%	NA
US4581401001	ACTION INTEL CORP	-	NA	83,54%	NA	83,54%**	0,8% / 2,30%	NA
FR0004024222	ACTION INTERPARFUMS SA	-	NA	-9,35%	NA	-9,35%**	0,8% / 2,30%	NA
IT0000072618	ACTION INTESA SANPAOLO	-	NA	37,71%	NA	37,71%**	0,8% / 2,30%	NA
US4612021034	ACTION INTUIT INC	-	NA	NC	NA	NC	0,8% / 2,30%	NA
FR0000073298	ACTION IPSOS	-	NA	-2,99%	NA	-2,99%**	0,8% / 2,30%	NA
JP3143600009	ACTION ITOCHU	-	NA	25,14%	NA	25,14%**	0,8% / 2,30%	NA
US4698141078	ACTION JACOBS ENGINEERING GROUP INC	-	NA	NC	NA	NC	0,8% / 2,30%	NA
FR0000077919	ACTION JC DECAUX SA	-	NA	2,71%	NA	2,71%**	0,8% / 2,30%	NA
US2441991054	ACTION JOHN DEERE	-	NA	-9,98%	NA	-9,98%**	0,8% / 2,30%	NA
US4781601046	ACTION JOHNSON JOHNSON	-	NA	-14,35%	NA	-14,35%**	0,8% / 2,30%	NA
US46625H1005	ACTION JP MORGAN CHASE & CO	-	NA	22,44%	NA	22,44%**	0,8% / 2,30%	NA
DE000KSAG888	ACTION K+S AG	-	NA	-22,14%	NA	-22,14%**	0,8% / 2,30%	NA
FR0000121485	ACTION KERING	-	NA	-16,09%	NA	-16,09%**	0,8% / 2,30%	NA
IE0004906560	ACTION KERRY GROUP PLC-A	-	NA	-6,62%	NA	-6,62%**	0,8% / 2,30%	NA
FI0009013403	ACTION KONE OYJ-B	-	NA	-6,50%	NA	-6,5%**	0,8% / 2,30%	NA
NL0011794037	ACTION KONINKLIJKE AHOLD DELHAIZE NV	-	NA	-3,06%	NA	-3,06%**	0,8% / 2,30%	NA
NL0000009538	ACTION KONINKLIJKE PHILIPS	-	NA	50,64%	NA	50,64%**	0,8% / 2,30%	NA
FR0010386334	ACTION KORIAN-MEDICA	-	NA	-76,28%	NA	-76,28%**	0,8% / 2,30%	NA
US5010441013	ACTION KROGER	-	NA	-1,03%	NA	-1,03%**	0,8% / 2,30%	NA
JP3266400005	ACTION KUBOTA	-	NA	5,11%	NA	5,11%**	0,8% / 2,30%	NA
CH0012214059	ACTION LAFARGEHOLCIM	-	NA	35,29%	NA	35,29%**	0,8% / 2,30%	NA
US5132721045	ACTION LAMB WESTON HOLDINGS INC	-	NA	16,76%	NA	16,76%**	0,8% / 2,30%	NA
FR0010307819	ACTION LEGRAND	-	NA	25,77%	NA	25,77%**	0,8% / 2,30%	NA
IE00BZ12WP82	ACTION LINDE PLC	-	NA	NC	NA	NC	0,8% / 2,30%	NA
US5018892084	ACTION LKQ	-	NA	-13,64%	NA	-13,64%**	0,8% / 2,30%	NA
GB0008706128	ACTION LLOYDS BANKING GROUP	-	NA	7,84%	NA	7,84%**	0,8% / 2,30%	NA
CH0025751329	ACTION LOGITECH INTERNATIONAL	-	NA	48,63%	NA	48,63%**	0,8% / 2,30%	NA
FR0000120321	ACTION L'OREAL	-	NA	35,09%	NA	35,09%**	0,8% / 2,30%	NA

Code ISIN	Libellé du support	Société de gestion	Indicateur de risque de l'unité de compte (SRI) : 1 (faible) à 7 (élevé)	Performance brute de l'actif 2023 (A)	Frais de gestion de l'actif (B) dont frais rétrocédés (taux de rétrocessions de commissions)	Performance nette de l'unité de compte 2023 (A-B)	Frais de gestion du contrat/frais GSMD* UC+ Mandat (C)	Frais totaux (B+C) dont frais rétrocédés (taux de rétrocessions de commissions)
FR0000121667	ACTION LUXOTTICA GROUP SPA	-	NA	7,33%	NA	7,33%**	0,8% / 2,30%	NA
FR0000121014	ACTION LVMH	-	NA	7,90%	NA	7,9%**	0,8% / 2,30%	NA
FR0000053225	ACTION M6-METROPOLE TELEVISION	-	NA	-15,70%	NA	-15,7%**	0,8% / 2,30%	NA
FR0004159473	ACTION MAISONS FRANCE CONFORT	-	NA	4,84%	NA	4,84%**	0,8% / 2,30%	NA
GB0031274896	ACTION MARKS AND SPENCER	-	NA	125,18%	NA	125,18%**	0,8% / 2,30%	NA
FR0000051070	ACTION MAUREL ET PROM	-	NA	51,49%	NA	51,49%**	0,8% / 2,30%	NA
US5801351017	ACTION MCDONALDS	-	NA	8,60%	NA	8,6%**	0,8% / 2,30%	NA
IE00BTN1Y115	ACTION MEDTRONIC	-	NA	2,31%	NA	2,31%**	0,8% / 2,30%	NA
GB00BNR5M274	ACTION MELROSE INDUSTRIES PLC	-	NA	NC	NA	NC	0,8% / 2,30%	NA
US58933Y1055	ACTION MERCK & CO. INC.	-	NA	-5,12%	NA	-5,12%**	0,8% / 2,30%	NA
FR0000039620	ACTION MERSEN (EX CARBON LORRAINE)	-	NA	NC	NA	NC	0,8% / 2,30%	NA
FR001400AJ45	ACTION MICHELIN	-	NA	24,92%	NA	24,92%**	0,8% / 2,30%	NA
US5949181045	ACTION MICROSOFT	-	NA	51,35%	NA	51,35%**	0,8% / 2,30%	NA
DE0008430026	ACTION MUENCHENER RUECHV N	-	NA	23,39%	NA	23,39%**	0,8% / 2,30%	NA
JP3914400001	ACTION MURATA MANUFACTURING	-	NA	-59,12%	NA	-59,12%**	0,8% / 2,30%	NA
NO0010081235	ACTION NEL	-	NA	-53,79%	NA	-53,79%**	0,8% / 2,30%	NA
FI0009013296	ACTION NESTE OYJ	-	NA	-25,13%	NA	-25,13%**	0,8% / 2,30%	NA
CH0038863350	ACTION NESTLE	-	NA	-1,61%	NA	-1,61%**	0,8% / 2,30%	NA
US6516391066	ACTION NEWMONT	-	NA	-15,34%	NA	-15,34%**	0,8% / 2,30%	NA
FI0009000681	ACTION NOKIA OYJ	-	NA	-29,37%	NA	-29,37%**	0,8% / 2,30%	NA
CH0012005267	ACTION NOVARTIS	-	NA	19,68%	NA	19,68%**	0,8% / 2,30%	NA
US67066G1040	ACTION NVIDIA	-	NA	227,10%	NA	227,1%**	0,8% / 2,30%	NA
FR0010095596	ACTION ONXEO	-	NA	21,43%	NA	21,43%**	0,8% / 2,30%	NA
US68389X1054	ACTION ORACLE	-	NA	24,49%	NA	24,49%**	0,8% / 2,30%	NA
FR0000133308	ACTION ORANGE	-	NA	11,02%	NA	11,02%**	0,8% / 2,30%	NA
FR0000184798	ACTION ORPEA	-	NA	-99,68%	NA	-99,68%**	0,8% / 2,30%	NA
DK0060094928	ACTION ORSTED A/S	-	NA	-40,84%	NA	-40,84%**	0,8% / 2,30%	NA
US68902V1070	ACTION OTIS WORLDWIDE CORPORATION	-	NA	NC	NA	NC	0,8% / 2,30%	NA
US7043261079	ACTION PAYCHEX	-	NA	-0,51%	NA	-0,51%**	0,8% / 2,30%	NA
US7134481081	ACTION PEPSICO	-	NA	-9,26%	NA	-9,26%**	0,8% / 2,30%	NA
FR0000120693	ACTION PERNOD RICARD	-	NA	-13,06%	NA	-13,06%**	0,8% / 2,30%	NA
IE00BGH1M568	ACTION PERRIGO	-	NA	-8,89%	NA	-8,89%**	0,8% / 2,30%	NA
FR0000124570	ACTION PLASTIC OMNIUM	-	NA	-11,63%	NA	-11,63%**	0,8% / 2,30%	NA
NL0013654783	ACTION PROSUS	-	NA	-8,74%	NA	-8,74%**	0,8% / 2,30%	NA

Code ISIN	Libellé du support	Société de gestion	Indicateur de risque de l'unité de compte (SRI) : 1 (faible) à 7 (élevé)	Performance brute de l'actif 2023 (A)	Frais de gestion de l'actif (B) dont frais rétrocédés (taux de rétrocessions de commissions)	Performance nette de l'unité de compte 2023 (A-B)	Frais de gestion du contrat/frais GSMD* UC+ Mandat (C)	Frais totaux (B+C) dont frais rétrocédés (taux de rétrocessions de commissions)
FR0000130577	ACTION PUBLICIS GROUPE SA	-	NA	41,37%	NA	41,37%**	0,8% / 2,30%	NA
DE0006969603	ACTION PUMA SE	-	NA	-9,53%	NA	-9,53%**	0,8% / 2,30%	NA
US74762E1029	ACTION QUANTA SERVICES	-	NA	46,18%	NA	46,18%**	0,8% / 2,30%	NA
CA7800871021	ACTION RBC	-	NA	3,82%	NA	3,82%**	0,8% / 2,30%	NA
GB00B2B0DG97	ACTION REED ELSEVIER NV	-	NA	NC	NA	NC	0,8% / 2,30%	NA
FR0000131906	ACTION RENAULT	-	NA	18,00%	NA	18%**	0,8% / 2,30%	NA
ES0173516115	ACTION REPSOL	-	NA	-9,43%	NA	-9,43%**	0,8% / 2,30%	NA
US76118Y1047	ACTION RESIDEO TECHNOLOGIES	-	NA	NC	NA	NC	0,8% / 2,30%	NA
DE0007030009	ACTION RHEINMETALL AG	-	NA	54,26%	NA	54,26%**	0,8% / 2,30%	NA
GB0007188757	ACTION RIO TINTO	-	NA	2,83%	NA	2,83%**	0,8% / 2,30%	NA
CH0012032113	ACTION ROCHE HOLDING	-	NA	-22,44%	NA	-22,44%**	0,8% / 2,30%	NA
CH0012032048	ACTION ROCHE HOLDING	-	NA	-10,50%	NA	-10,5%**	0,8% / 2,30%	NA
US7766961061	ACTION ROPER TECHNOLOGIES INC	-	NA	21,79%	NA	21,79%**	0,8% / 2,30%	NA
GB00B03MLX29	ACTION ROYAL DUTCH	-	NA	NC	NA	NC	0,8% / 2,30%	NA
FR0013269123	ACTION RUBIS	-	NA	-8,54%	NA	-8,54%**	0,8% / 2,30%	NA
DE0007037129	ACTION RWE AG	-	NA	-0,99%	NA	-0,99%**	0,8% / 2,30%	NA
FR0000073272	ACTION SAFRAN	-	NA	36,38%	NA	36,38%**	0,8% / 2,30%	NA
FR0000125007	ACTION SAINT GOBAIN	-	NA	46,02%	NA	46,02%**	0,8% / 2,30%	NA
IT0005252140	ACTION SAIPEM	-	NA	NC	NA	NC	0,8% / 2,30%	NA
CH1243598427	ACTION SANDOZ GROUP	-	NA	NC	NA	NC	0,8% / 2,30%	NA
FR0000120578	ACTION SANOFI	-	NA	-0,09%	NA	-0,09%**	0,8% / 2,30%	NA
DE0007164600	ACTION SAP	-	NA	47,00%	NA	47,00%**	0,8% / 2,30%	NA
FR0013154002	ACTION SARTORIUS STEDIM BIOTECH	-	NA	NC	NA	NC	0,8% / 2,30%	NA
NL0000360618	ACTION SBM OFFSHORE NV	-	NA	-15,08%	NA	-15,08%**	0,8% / 2,30%	NA
AN8068571086	ACTION SCHLUMBERGER	-	NA	-6,15%	NA	-6,15%**	0,8% / 2,30%	NA
FR0000121972	ACTION SCHNEIDER	-	NA	39,06%	NA	39,06%**	0,8% / 2,30%	NA
SE0000148884	ACTION SEB A	-	NA	15,94%	NA	15,94%**	0,8% / 2,30%	NA
FR0000121709	ACTION SEB SA	-	NA	44,41%	NA	44,41%**	0,8% / 2,30%	NA
DE0007236101	ACTION SIEMENS	-	NA	34,35%	NA	34,35%**	0,8% / 2,30%	NA
NL0011821392	ACTION SIGNIFY	-	NA	-3,38%	NA	-3,38%**	0,8% / 2,30%	NA
SE0000113250	ACTION SKANSKA	-	NA	10,71%	NA	10,71%**	0,8% / 2,30%	NA
FR0000130809	ACTION SOCIETE GENERALE	-	NA	2,32%	NA	2,32%**	0,8% / 2,30%	NA
FR0004016699	ACTION SOCIETE MARSEILLAISE DU TUNNEL PRADO-CARENAGE	-	NA	2,58%	NA	2,58%**	0,8% / 2,30%	NA
FR0000121220	ACTION SODEXO	-	NA	11,33%	NA	11,33%**	0,8% / 2,30%	NA
US8552441094	ACTION STARBUCKS	-	NA	-6,58%	NA	-6,58%**	0,8% / 2,30%	NA

Code ISIN	Libellé du support	Société de gestion	Indicateur de risque de l'unité de compte (SRI) : 1 (faible) à 7 (élevé)	Performance brute de l'actif 2023 (A)	Frais de gestion de l'actif (B) dont frais rétrocédés (taux de rétrocessions de commissions)	Performance nette de l'unité de compte 2023 (A-B)	Frais de gestion du contrat/frais GSMD* UC+ Mandat (C)	Frais totaux (B+C) dont frais rétrocédés (taux de rétrocessions de commissions)
NL00150001Q9	ACTION STELLANTIS	-	NA	59,34%	NA	59,34%**	0,8% / 2,30%	NA
NL0000226223	ACTION STMICROELECTRONICS NV	-	NA	37,13%	NA	37,13%**	0,8% / 2,30%	NA
FR0010613471	ACTION SUEZ ENVIRONNEMENT	-	NA	NC	NA	NC	0,8% / 2,30%	NA
FR0013505062	ACTION TECHNICOLOR	-	NA	-42,86%	NA	-42,86%**	0,8% / 2,30%	NA
GB00BDSFG982	ACTION TECHNIP FMC	-	NA	65,11%	NA	65,11%**	0,8% / 2,30%	NA
FR0000051807	ACTION TELEPERFORMANCE	-	NA	-40,70%	NA	-40,7%**	0,8% / 2,30%	NA
CH0012453913	ACTION TEMENOS	-	NA	NC	NA	NC	0,8% / 2,30%	NA
US88160R1014	ACTION TESLA MOTORS INC	-	NA	94,71%	NA	94,71%**	0,8% / 2,30%	NA
FR0000121329	ACTION THALES	-	NA	12,28%	NA	12,28%**	0,8% / 2,30%	NA
IT0003007728	ACTION TOD'S SPA	-	NA	12,75%	NA	12,75%**	0,8% / 2,30%	NA
NO0005668905	ACTION TOMRA SYSTEMS	-	NA	-30,74%	NA	-30,74%**	0,8% / 2,30%	NA
FR0000120271	ACTION TOTAL ENERGIES SE	-	NA	5,03%	NA	5,03%**	0,8% / 2,30%	NA
DE0007500001	ACTION THYSSENKRUPP	-	NA	13,92%	NA	13,92%**	0,8% / 2,30%	NA
FR0013326246	ACTION UNIBAIL-RODAMCO-WESTFIELD	-	NA	37,61%	NA	37,61%**	0,8% / 2,30%	NA
IT0005239360	ACTION UNICREDIT SPA	-	NA	92,17%	NA	92,17%**	0,8% / 2,30%	NA
GB00B10RZP78	ACTION UNILEVER	-	NA	-9,13%	NA	-9,13%**	0,8% / 2,30%	NA
US9078181081	ACTION UNION PACIFIC	-	NA	14,49%	NA	14,49%**	0,8% / 2,30%	NA
US91324P1021	ACTION UNITEDHEALTH GROUP INC	-	NA	-4,15%	NA	-4,15%**	0,8% / 2,30%	NA
NL0015000IY2	ACTION UNIVERSAL MUSIC	-	NA	17,05%	NA	17,05%**	0,8% / 2,30%	NA
FI0009005987	ACTION UPM	-	NA	-2,49%	NA	-2,49%**	0,8% / 2,30%	NA
US9130171096	ACTION RAYTHEON TECHNOLOGIES CORPORATION	-	NA	-19,53%	NA	-19,53%**	0,8% / 2,30%	NA
US9113121068	ACTION UPS - UNITED PARCEL SERVICE	-	NA	-12,70%	NA	-12,7%**	0,8% / 2,30%	NA
FR0013176526	ACTION VALEO	-	NA	-16,68%	NA	-16,68%**	0,8% / 2,30%	NA
FR0013506730	ACTION VALLOUREC REGROUPEMENT	-	NA	14,34%	NA	14,34%**	0,8% / 2,30%	NA
FR0000124141	ACTION VEOLIA	-	NA	19,00%	NA	19%**	0,8% / 2,30%	NA
FR0004186856	ACTION VETOQUINOL SA	-	NA	NC	NA	NC	0,8% / 2,30%	NA
FR0000052516	ACTION VILMORIN & CIE	-	NA	NC	NA	NC	0,8% / 2,30%	NA
FR0000125486	ACTION VINCI	-	NA	21,88%	NA	21,88%**	0,8% / 2,30%	NA
US92826C8394	ACTION VISA	-	NA	20,96%	NA	20,96%**	0,8% / 2,30%	NA
FR0000127771	ACTION VIVENDI SE	-	NA	8,55%	NA	8,55%**	0,8% / 2,30%	NA
DE0007664005	ACTION VOLKSWAGEN	-	NA	-19,78%	NA	-19,78%**	0,8% / 2,30%	NA
SE0000115446	ACTION VOLVO AB-B SHS	-	NA	39,17%	NA	39,17%**	0,8% / 2,30%	NA
FR0004045847	ACTION VOYAGEURS DU MONDE	-	NA	48,28%	NA	48,28%**	0,8% / 2,30%	NA
US9311421039	ACTION WALMART	-	NA	7,32%	NA	7,32%**	0,8% / 2,30%	NA

Code ISIN	Libellé du support	Société de gestion	Indicateur de risque de l'unité de compte (SRI) : 1 (faible) à 7 (élevé)	Performance brute de l'actif 2023 (A)	Frais de gestion de l'actif (B) dont frais rétrocédés (taux de rétrocessions de commissions)	Performance nette de l'unité de compte 2023 (A-B)	Frais de gestion du contrat/frais GSMD* UC+ Mandat (C)	Frais totaux (B+C) dont frais rétrocédés (taux de rétrocessions de commissions)
US2546871060	ACTION WALT DISNEY-DISNEY	-	NA	0,31%	NA	0,31%**	0,8% / 2,30%	NA
US94106L1098	ACTION WASTE MANAGEMENT INC	-	NA	10,20%	NA	10,2%**	0,8% / 2,30%	NA
AT0000831706	ACTION WIENERBERGER AG	-	NA	33,66%	NA	33,66%**	0,8% / 2,30%	NA
US9497461015	ACTION WELLS FARGO	-	NA	15,06%	NA	15,06%**	0,8% / 2,30%	NA
US9699041011	ACTION WILLIAMS-SONAMA	-	NA	69,49%	NA	69,49%**	0,8% / 2,30%	NA
FR0011981968	ACTION WORLDLINE	-	NA	NC	NA	NC	0,8% / 2,30%	NA
IT0003540470	ACTION YOOX SPA	-	NA	NC	NA	NC	0,8% / 2,30%	NA

** Hors dividendes perçus . NA = Non Applicable. NC = Non Connu. L'ensemble des informations relatives aux indicateurs de risque des supports n'a pu être obtenu des sociétés de gestion au moment de l'établissement de ce document. Ces données manquantes sont remplacées par la mention « NC » et devraient être disponibles dans de brefs délais au sein des Documents d'Informations clés des supports, accessibles sur le site <https://www.assurances.societegenerale.com/fr/investisseur-journaliste/nous-connaître/nos-entites/entites-france/notre-documentation-produits/> ainsi qu'auprès de votre banquier privé.

(1) La liste des supports présentés dans ce document est susceptible d'évoluer dans le temps et ne constitue pas une annexe financière. Pour plus d'informations, veuillez vous rapprocher de votre Banquier Privé. (2) La performance de cet OPC est entendue coupon inclus. (3) Concernant les SCPI, la performance nette correspond au taux DVM (Taux de distribution sur Valeur de Marché) qui se détermine pour une année par la division entre : d'une part, la distribution brute avant prélèvements libératoires et sociaux versés au titre de l'année (y compris les acomptes exceptionnels et quote-part de plus-values distribuées) et d'autre part, le prix de souscription moyen d'une part de l'année. Ce taux est communiqué par la société de gestion.

Pour plus d'information, veuillez vous référer au Document d'Informations Clés de chacun des supports (le cas échéant, au document décrivant les caractéristiques principales du support), disponible auprès de votre Banquier Privé ou sur particuliers.sg.fr. Sogécap ne s'engage que sur le nombre d'unités de compte mais pas sur leur valeur. En effet, cette dernière, qui reflète la valeur des actifs sous-jacents, est sujette à des fluctuations à la hausse comme à la baisse dépendant en particulier de l'évolution des marchés financiers. Ces fluctuations peuvent ainsi entraîner un risque de perte en capital. Les performances passées ne préjugent pas des performances futures.

La performance nette de l'unité de compte (A-B) est arrêtée au 31/12/2023.

La performance finale (A-B-C) s'entend hors frais sur versement ou arbitrage

Les frais de gestion de l'actif (B) sont arrêtés au dernier exercice clos, lequel n'est pas nécessairement au 31/12/2023.

Les frais de gestion de l'actif sont prélevés par le gestionnaire d'actifs. Le taux de rétrocessions de commissions correspond à la partie de frais de gestion de l'actif reversée à l'assureur, lequel en reverse par la suite une partie au distributeur.

Les frais de gestion du contrat (C) sont prélevés par l'assureur.

Ces frais diminuent le montant de votre épargne et ont une incidence sur le rendement de votre investissement au fil du temps.

Ces performances ne préjugent en aucun cas des performances des années à venir.

Liste des supports éligibles au 01/01/2024

DOCUMENT PRECONTRACTUEL AU 01/03/2024.

Société Générale Gestion Privée Vie Evolution est un contrat d'assurance individuelle sur la vie. Société Générale Gestion Privée Capitalisation Evolution et Société Générale Gestion Privée Capitalisation PM sont des contrats de capitalisation. Ces contrats de Sogécap sont présentés par Société Générale, BFCOI (immatriculations à l'ORIAS n° 07 022 493 et 07 030 515 ; www.orias.fr) et SGCB (immatriculation au RIAS NC n°NC170055) en leur qualité d'intermédiaires en assurance. Garantie financière et assurance de responsabilité civile conformes aux articles L512-6 et L512-7 du Code des assurances. L'adhésion à ces contrats est permise uniquement aux investisseurs n'ayant pas la qualité de "U.S Person" (telle que cette expression est définie dans la réglementation fédérale américaine). SOCIETE GENERALE ASSURANCES est la marque commerciale de SOGECAP, SA d'assurance sur la vie et de capitalisation au capital de 1 263 556 110 EUR. Entreprise régie par le Code des assurances - 086 380 730 RCS Nanterre - Siège Social : Tour D2 - 17 bis place des Reflets - 92919 Paris La Défense Cedex - Centre Relation Client : 42 boulevard Alexandre Martin - 45057 Orléans Cedex 1.

SOCIÉTÉ GÉNÉRALE. SA au capital de 1 003 724 927,50 EUR. Siège social : 29 boulevard Haussmann - 75009 Paris - 552 120 222 RCS Paris .

Autorité chargée du contrôle : Autorité de Contrôle Prudentiel et de Résolution (ACPR) - 4 place de Budapest - CS 92459 - 75436 Paris Cedex 09.

Réf 539798AD - 03/2024

ADEME : FR231725_01YSGB

