

**DOCUMENT "LES PERFORMANCES" (1)**





**Société Générale Gestion Privée Vie Evolution, Société Générale Gestion Privée  
Capitalisation Evolution et Société Générale Gestion Privée Capitalisation PM  
Performance des supports arrêtée au 31/12/2024**

La part d'unités de compte du contrat présentant des caractéristiques « Environnementales, Sociales et de Gouvernance » W5 conformément à l'article L. 131-1-2 du Code des assurances est de 20%

Code ISIN - Libellé du support - Société de gestion - Indicateur de risque de l'unité de compte (SRI) : 1 (faible) à 7 (élevé)								
Performance brute de l'UC (A)		Frais de gestion de l'UC dont frais rétrocedés (taux de rétrocessions de commissions) (B)	Performance nette de frais de gestion de l'UC (A-B)		Frais de gestion du contrat/frais GSMD* UC+ Mandat Contrat (C)	Frais totaux dont frais rétrocedés (taux de rétrocessions de commissions) (B+C)	Performance finale (A-B-C)	
Annuelle (2024)	Moyenne annualisée sur 5 ans (2024/2020) <sup>(2)</sup>		Annuelle (2024)	Moyenne annualisée sur 5 ans (2024/2020) <sup>(2)</sup>			Annuelle (2024)	Moyenne annualisée sur 5 ans (2024/2020) <sup>(2)</sup>

**GAMME DES SUPPORTS** en gestion libre

**Fonds immobiliers**

<b>M01FD0000057</b>	<b>SCPI Efimmo - SOFIDY - SRI : 3<sup>(4)</sup></b>								
5,07%	NC	NC	NC	NC	1,01%	1,01% (dont 0%)	4,06%	NC	
<b>M01FD0000721</b>	<b>SCPI Génépierre - AMUNDI IMMOBILIER - SRI : 4<sup>(4)</sup></b>								
NC	-3,55%	NC	NC	NC	1,01%	1,01% (dont 0%)	NC	-4,54%	
<b>M0000003485</b>	<b>SCPI LF Europimmo - LA FRANCAISE REAL ESTATE MANAGERS - SRI : 4<sup>(4)</sup></b>								
4,3%	0,94%	NC	NC	NC	1,01%	1,01% (dont 0%)	3,29%	0,93%	
<b>M01FD0000061</b>	<b>SCPI Immorente - SOFIDY - SRI : 3<sup>(4)</sup></b>								
5,04%	NC	NC	NC	NC	1,01%	1,01% (dont 0%)	4,03%	NC	
<b>M01FD0000063</b>	<b>SCPI Novapierre - PAREF GESTION - SRI : 3<sup>(4)</sup></b>								
5%	3,07%	NC	NC	NC	1,01%	1,01% (dont 0%)	3,99%	2,06%	
<b>M01FD0000728</b>	<b>SCPI Patrimmo Commerce - PRAEMIA REIM FRANCE - SRI : 4<sup>(4)</sup></b>								
3,75%	-0,34	NC	NC	NC	1,01%	1,01% (dont 0%)	2,74%	-1,35%	
<b>M01FD0000058</b>	<b>SCPI Pfo2 - PERIAL ASSET MANAGEMENT - SRI : 3<sup>(4)</sup></b>								
4,91%	-0,37%	NC	NC	NC	1,01%	1,01% (dont 0%)	3,90%	-1,38%	
<b>M0000005660</b>	<b>SCPI Primofamily - PRAEMIA REIM FRANCE - SRI : 3<sup>(4)</sup></b>								
3,66%	2,61%	NC	NC	NC	1,01%	1,01% (dont 0%)	2,65%	1,60%	
<b>M01FD0000068</b>	<b>SCPI Primopierre - PRAEMIA REIM FRANCE - SRI : 4<sup>(4)</sup></b>								
3,54%	-6,24%	NC	NC	NC	1,01%	1,01% (dont 0%)	2,53%	-7,25%	
<b>M0000001329</b>	<b>SCPI Primovie - PRAEMIA REIM FRANCE - SRI : 4<sup>(4)</sup></b>								
4,2%	1,03%	NC	NC	NC	1,01%	1,01% (dont 0%)	3,19%	0,02%	
<b>M0000003830</b>	<b>SCI Sogépierre - SOGECAP - SRI : 3</b>								
-2,52%	0,50%	NC	NC	NC	0,80%	0,80% (dont 0%)	-3,32%	-0,30%	
<b>M0000002999</b>	<b>SCI Pierre Patrimoine - SOGECAP - SRI : 3</b>								
-2,25%	0,86%	NC	NC	NC	0,80%	0,80% (dont 0%)	1,45%	0,06%	
<b>FR0011066091</b>	<b>SG Opcimmo - AMUNDI IMMOBILIER - SRI : 2</b>								
-5,91%	-2,32%	2,22%(dont 0,45%)	-8,13%	-4,54%	0,80%	3,02% (dont 0,45%)	-8,93%	-5,34%	
<b>FR0014000AP2</b>	<b>SG Praemia OPCIS - PRAEMIA REIM FRANCE - SRI : 3</b>								
-2,81%	0,43%	2,10% (dont 0,70%)	-4,91%	-1,67%	0,80%	2,90% (dont 0,70%)	-3,61%	-2,47%	

**GAMME DES SUPPORTS** en Gestion Libre - Gestion Synoë - GSMD Poche Libre et Poche Gérée






**Fonds actions**




<b>FR0013473568</b>	<b>29 Haussmann Flexible structurés - SG 29 HAUSSMANN - SRI : 3</b>								
4,87%	3,25%	1,62% (dont 0,9%)	3,25%	1,63%	0,8%/2,30%	2,42%/3,92% (dont 0,9%)	2,45% /0,95%	0,83% /-0,67%	
<b>FR0011443225</b>	<b>29 Haussmann Actions Europe - SG 29 HAUSSMANN - SRI : 4</b>								
6,33%	3,72%	1,59% (dont 0,9%)	-24,01%	2,13%	0,8%/2,30%	2,39%/3,89% (dont 0,9%)	24,81% /-26,31%	1,33% /-0,17%	

Performance brute de l'UC (A)		Frais de gestion de l'UC dont frais rétrocedés (taux de rétrocessions de commissions) (B)	Performance nette de frais de gestion de l'UC (A-B)		Frais de gestion du contrat/frais GSMD* UC+ Mandat Contrat (C)	Frais totaux dont frais rétrocedés (taux de rétrocessions de commissions) (B+C)	Performance finale (A-B-C)	
Annuelle (2024)	Moyenne annualisée sur 5 ans (2024/2020) <sup>(2)</sup>		Annuelle (2024)	Moyenne annualisée sur 5 ans (2024/2020) <sup>(2)</sup>			Annuelle (2024)	Moyenne annualisée sur 5 ans (2024/2020) <sup>(2)</sup>
<b>FR0010267476 29 Haussmann Flexible Monde - SG 29 HAUSSMANN - SRI : 4</b>								
12,88%	3,29%	1,6% (dont 0,9%)	11,28	1,69%	0,8%/2,30%	2,4%/3,9% (dont 0,9%)	10,48%/8,98%	0,89%/-0,61%
<b>FR0011443001 29 Haussmann Sélection Europe - SG 29 HAUSSMANN - SRI : 4</b> 								
7,42%	6,08%	1,85% (dont 1,08%)	5,57%	4,23%	0,8%/2,30%	2,65%/4,15% (dont 1,08%)	4,77%/3,27%	3,43%/1,93%
<b>FR0011443233 29 Haussmann Sélection France - SG 29 HAUSSMANN - SRI : 4</b>								
1,16%	6,64%	1,86% (dont 1,08%)	-0,7%	4,78%	0,8%/2,30%	2,66%/4,16% (dont 1,08%)	-1,5%/-3%	3,98%/2,48%
<b>FR0007050570 29 Haussmann Sélection Monde - SG 29 HAUSSMANN - SRI : 4</b>								
15,07%	8,74%	1,93% (dont 1,08%)	13,14%	6,81%	0,8%/2,30%	2,73%/4,23% (dont 1,08%)	12,34%/10,84%	6,01%/4,51%
<b>LU1481505755 ABN Parnassus US ESG Equities - NEUFLIZE OBC INVESTISSEMENTS - SRI : 5</b> 								
26,66%	15,84%	1,69% (dont 0,74%)	24,97%	14,15%	0,8%/2,30%	2,49%/3,99% (dont 0,74%)	24,17%/22,67%	13,35%/11,85%
<b>LU0566486402 Abrdn Sicav I - Asia Pacific Sustainable Equity Fund A - ABRDN INVESTMENTS LUX SA - SRI : 4</b>								
7,3%	1,01%	1,97% (dont 1,04%)	5,33%	-0,96%	0,8%/2,30%	2,77%/4,27% (dont 1,04%)	4,53%/3,03%	-1,76%/-3,26%
<b>LU0476876759 Abrdn Sicav I - Japanese Sustainable Equity Fund A Hedged Eur - ABRDN INVESTMENTS LUX SA - SRI : 5</b>								
23,68%	11,72%	1,67% (dont 0,89%)	22,01%	10,05%	0,8%/2,30%	2,47%/3,97% (dont 0,89%)	21,21%/19,71%	9,25%/7,75%
<b>LU0235308482 Alken Fund - European Opportunities R - ALKEN ASSET MANAGEMENT - SRI : 5</b>								
14,52%	10,17%	1,3% (dont 0,49%)	13,22%	8,87%	0,8%/2,30%	2,1%/3,6% (dont 0,49%)	12,42%/10,92%	8,07%/6,57%
<b>LU0348826909 Allianz All China Equity - ALLIANZ GLOBAL INVESTORS EUROPE GMBH - SRI : 5</b>								
19,76%	0,12%	2,31% (dont 0,95%)	17,45%	-2,19%	0,8%/2,30%	3,11%/4,61% (dont 0,95%)	16,65%/15,15%	-2,99%/-4,49%
<b>LU0256839274 Allianz Europe Equity Growth - ALLIANZ GLOBAL INVESTORS LUXEMBOURG - SRI : 5</b>								
1,67%	7,75%	1,85% (dont 0,81%)	-0,18%	5,9%	0,8%/2,30%	2,65%/4,15% (dont 0,81%)	-0,98%/-2,48%	5,1%/3,6%
<b>LU0256840447 Allianz Global Investors Fund - Allianz Rcm Euroland Equity Growth AtT - ALLIANZ GLOBAL INVESTORS LUXEMBOURG - SRI : 5</b>								
-1,03%	4,52%	1,85% (dont 0,81%)	-2,88%	2,67%	0,8%/2,30%	2,65%/4,15% (dont 0,81%)	-3,68%/-5,18%	1,87%/0,37%
<b>FR0000017329 Allianz Valeurs Durables - ALLIANZ GLOBAL INVESTORS EUROPE GMBH - SRI : 4</b> 								
12,62%	9,78%	1,79% (dont 0,81%)	10,83%	7,99%	0,8%/2,30%	2,59%/4,09% (dont 0,81%)	10,03%/8,53%	7,19%/5,69%
<b>FR0010188383 Amundi Actions Emergents P - AMUNDI ASSET MANAGEMENT - SRI : 4</b>								
11,47%	4,6%	2,07% (dont 1,28%)	9,4%	2,53%	0,8%/2,30%	2,87%/4,37% (dont 1,28%)	8,6%/7,1%	1,73%/0,23%
<b>FR0013380607 Amundi CAC 40 Uctits ETF-AMUNDI ASSET MANAGEMENT- SRI : 5</b>								
NC	NC	NC	NC	NC	0,8%/2,30%	NC	NC	NC
<b>FR0007056841 Amundi Dow Jones Industrial Average Ucits Etf Dist -AMUNDI ASSET MANAGEMENT- SRI : 5</b>								
16,97%	13,1%	0,5% (dont 0%)	16,47%	12,6%	0,8%/2,30%	1,3%/2,8% (dont 0%)	15,67%/14,17%	11,8%/10,3%
<b>LU1681047236 Amundi Etf Euro Stoxx 50 DR - AMUNDI LUXEMBOURG - SRI : 5</b>								
11,63%	10,81%	0,5% (dont 0%)	11,54%	10,72%	0,8%/2,30%	1,3%/2,8% (dont 0%)	10,74%/9,24%	9,92%/8,42%
<b>IE0006IP4XZ8 Amundi Etf Icac - Amundi Msci Usa Esg Broad Transition Ucits Etf - AMUNDI IRELAND LTD - SRI : 5</b>								
33,22%	NC	0,07% (dont 0%)	33,15%	NC	0,8%/2,30%	0,87%/2,37% (dont 0%)	32,28%/30,85%	NC
<b>IE000QQ8Z0D8 Amundi Etf Icac - Amundi Msci Usa Esg Broad Transition Ucits Etf - AMUNDI IRELAND LTD - SRI : 5</b>								
31,42%	NC	0,07% (dont 0%)	31,35%	NC	0,8%/2,30%	0,87%/2,37% (dont 0%)	30,55%/29,05%	NC
<b>IE000Y77LGG9 Amundi Etf Icac - Amundi Msci World Sri Climate Paris Aligned Ucits Etf - AMUNDI IRELAND LTD- SRI : 4</b>								
NC	NC	NC	NC	NC	0,8%/2,30%	NC	NC	NC
<b>LU1883868819 Amundi Funds Sicav - Net Zero Ambition Top European Players A Eur- AMUNDI LUXEMBOURG - SRI : 4</b>								
9,79%	8,81%	1,78% (dont 1,04%)	8,01%	7,03%	0,8%/2,30%	2,58%/4,08% (dont 1,04%)	7,21%/5,71%	6,23%/4,73%

Performance brute de l'UC (A)		Frais de gestion de l'UC dont frais rétrocedés (taux de rétrocessions de commissions) (B)	Performance nette de frais de gestion de l'UC (A-B)		Frais de gestion du contrat/frais GSMD* UC+ Mandat Contrat (C)	Frais totaux dont frais rétrocedés (taux de rétrocessions de commissions) (B+C)	Performance finale (A-B-C)	
Annuelle (2024)	Moyenne annualisée sur 5 ans (2024/2020) <sup>(2)</sup>		Annuelle (2024)	Moyenne annualisée sur 5 ans (2024/2020) <sup>(2)</sup>			Annuelle (2024)	Moyenne annualisée sur 5 ans (2024/2020) <sup>(2)</sup>
<b>LU0557854147 Amundi Funds - Asia Equity Focus A Eur- AMUNDI LUXEMBOURG - SRI : 5</b>								
21,93%	6,08%	2,12% (dont 1,17%)	19,81%	3,96%	0,8%/2,30%	2,92%/4,42% (dont 1,17%)	19,01%/17,51%	3,16%/1,66%
<b>LU1882445569 Amundi Funds China Equity - AMUNDI LUXEMBOURG - SRI : 5</b>								
16,22%	-1,7%	2,18% (dont 1,24%)	14,04%	-3,88%	0,8%/2,30%	2,98%/4,48% (dont 1,24%)	13,24%/11,74%	-4,68%/-6,18%
<b>LU0557858130 Amundi Funds - Emerging World Equity Ae- AMUNDI LUXEMBOURG - SRI : 4</b>								
11,54%	4,54%	2,09% (dont 1,17%)	9,45%	2,45%	0,8%/2,30%	2,89%/4,39% (dont 1,17%)	8,65%/7,15%	1,65%/0,15%
<b>LU0568583420 Amundi Funds - Equity Japan Target Ae - AMUNDI LUXEMBOURG - SRI : 4</b>								
14,18%	5,93%	2,08% (dont 1,24%)	12,1%	3,85%	0,8%/2,30%	2,88%/4,38% (dont 1,24%)	11,3%/9,8%	3,05%/1,55%
<b>LU0568603129 Amundi Funds - Equity US Concentrated Core AHE - AMUNDI LUXEMBOURG - SRI : 5</b>								
NC	-100%	0% (dont 0%)	NC	-100%	0,8%/2,30%	0,8%/2,3% (dont 0%)	NC	-100,8%/-102,3%
<b>LU0568607203 Amundi Funds - Equity Euroland Small Cap - AMUNDI LUXEMBOURG - SRI : 4</b>								
1,18%	3,4%	1,98% (dont 1,17%)	-0,8%	1,42%	0,8%/2,30%	2,78%/4,28% (dont 1,17%)	-1,6%/-3,1%	0,62%/-0,88%
<b>LU0755949848 Amundi Funds - European Equity Conservative - AMUNDI LUXEMBOURG - SRI : 4</b>								
10,42%	6,24%	1,78% (dont 1,04%)	8,64%	4,46%	0,8%/2,30%	2,58%/4,08% (dont 1,04%)	7,84%/6,34%	3,66%/2,16%
<b>LU0557866588 Amundi Funds - Japan Equity Value Ae - AMUNDI LUXEMBOURG - SRI : 4</b>								
13,89%	5,36%	1,78% (dont 1,04%)	12,11%	3,58%	0,8%/2,30%	2,58%/4,08% (dont 1,04%)	11,31%/9,81%	2,78%/1,28%
<b>LU1894682969 Amundi Funds - Us Equity Research Value A Eur Hedged - AMUNDI LUXEMBOURG - SRI : 5</b>								
10,14%	7,8%	1,78% (dont 1,04%)	8,36%	6,02%	0,8%/2,30%	2,58%/4,08% (dont 1,04%)	7,56%/6,06%	5,22%/3,72%
<b>LU0552029232 Amundi Funds - SBI FM India Equity - AMUNDI LUXEMBOURG - SRI : 4</b>								
15,04%	12,25%	2,08% (dont 1,17%)	12,96%	10,17%	0,8%/2,30%	2,88%/4,38% (dont 1,17%)	12,16%/10,66%	9,37%/7,87%
<b>LU2146567529 Amundi Funds - Us Equity Esg Improvers - AMUNDI LUXEMBOURG - SRI : 5</b>								
20,52%	NC	1,63% (dont 0,93%)	18,89%	NC	0,8%/2,30%	2,43%/3,93% (dont 0,93%)	18,09%/16,59%	NC
<b>LU1883854199 Amundi Funds - Us Equity Fundamental Growth A EurR - AMUNDI LUXEMBOURG - SRI : 5</b>								
25,91%	16,43%	1,78% (dont 1,04%)	24,13%	14,65%	0,8%/2,30%	2,58%/4,08% (dont 1,04%)	23,33%/21,83%	13,85%/12,35%
<b>LU1894682704 Amundi Funds - Us Equity Research Value - AMUNDI LUXEMBOURG - SRI : 5</b>								
19,25%	11,35%	1,78% (dont 1,04%)	17,47%	9,57%	0,8%/2,30%	2,58%/4,08% (dont 1,04%)	16,67%/15,17%	8,77%/7,27%
<b>LU1883303635 Amundi Funds Euroland Equity - AMUNDI LUXEMBOURG - SRI : 4</b>								
8,3%	10,93%	1,78% (dont 1,04%)	6,52%	9,15%	0,8%/2,30%	2,58%/4,08% (dont 1,04%)	5,72%/4,22%	8,35%/6,85%
<b>LU1883314244 Amundi European Equity Value - AMUNDI LUXEMBOURG - SRI : 5</b>								
7,46%	8,52%	1,78% (dont 1,04%)	5,68%	6,74%	0,8%/2,30%	2,58%/4,08% (dont 1,04%)	4,88%/3,38%	5,94%/4,44%
<b>LU0389812347 Amundi Index Msci North Esg Broad Ctb - AMUNDI LUXEMBOURG - SRI : 5</b>								
31,42%	15,56%	0,3% (dont 0,1%)	31,12%	15,26%	0,8%/2,30%	1,1%/2,6% (dont 0,1%)	30,32%/28,82%	14,46%/12,96%
<b>LU1861138961 Amundi Index Solutions - Amundi Msci Emerging Markets Sri Climate Paris Aligned - AMUNDI ASSET MANAGEMENT - SRI : 4</b> 								
4,47%	2,96%	0,25% (dont 0%)	4,22%	2,71%	0,8%/2,30%	1,05%/2,55% (dont 0%)	3,42%/1,92%	1,91%/0,41%
<b>LU2233156749 Amundi Index Solutions - Amundi Msci Japan Sri Climate Paris Aligned - AMUNDI LUXEMBOURG SA - SRI : 4</b> 								
8,14%	0,18%	0,18% (dont 0%)	7,96%	0%	0,8%/2,30%	0,98%/2,48% (dont 0%)	7,16%/5,66%	-0,8%/-2,3%
<b>LU2269164310 Amundi Index Solutions - Amundi Msci Japan Sri Climate Paris Aligned - AMUNDI LUXEMBOURG SA - SRI : 4</b> 								
11,44%	0,2%	0,2% (dont 0%)	11,24%	0%	0,8%/2,30%	1%/2,5% (dont 0%)	10,44%/8,94%	-0,8%/-2,3%
<b>LU0390717543 Amundi Index Solutions - Amundi Msci Pacific Ex Japan Sri Climate Paris Aligned - AMUNDI LUXEMBOURG - SRI : 4</b> 								
5,3%	2,63%	0,3% (dont 0,1%)	5%	2,33%	0,8%/2,30%	1,1%/2,6% (dont 0,1%)	4,2%/2,7%	1,53%/0,03%



Performance brute de l'UC (A)		Frais de gestion de l'UC dont frais rétrocedés (taux de rétrocessions de commissions) (B)	Performance nette de frais de gestion de l'UC (A-B)		Frais de gestion du contrat/frais GSMD* UC+ Mandat Contrat (C)	Frais totaux dont frais rétrocedés (taux de rétrocessions de commissions) (B+C)	Performance finale (A-B-C)	
Annuelle (2024)	Moyenne annualisée sur 5 ans (2024/2020) <sup>(2)</sup>		Annuelle (2024)	Moyenne annualisée sur 5 ans (2024/2020) <sup>(2)</sup>			Annuelle (2024)	Moyenne annualisée sur 5 ans (2024/2020) <sup>(2)</sup>
<b>LU1598689153 Amundi MSCI EMU Small Cap ESG CTB Net Zero Ambition - AMUNDI ASSET MANAGEMENT - SRI : 4</b>								
0,05%	1,62%	0,4% (dont 0%)	-0,35%	1,22%	0,8%/2,30%	1,2%/2,7% (dont 0%)	-1,15% /-2,65%	0,42% /-1,08%
<b>LU0908500753 Amundi Index Solutions - Amundi Stoxx Europe 600 Ucits Etf Acc - AMUNDI ASSET MANAGEMENT - SRI : 4</b>								
9,08%	0,07%	0,07% (dont 0%)	9,01%	0%	0,8%/2,30%	0,87%/2,37% (dont 0%)	8,21% /6,71%	-0,8% /-2,3%
<b>LU1812092168 Amundi Index Solutions - Amundi Stoxx Europe Select Dividend 30 Ucits Etf Dist - AMUNDI ASSET MANAGEMENT - SRI : 5</b>								
6,72%	0,3%	0,3% (dont 0%)	6,42%	0%	0,8%/2,30%	1,1%/2,6% (dont 0%)	5,62% /4,12%	-0,8% /-2,3%
<b>LU1681043086 Amundi Is Msci India Etf-C Eur- AMUNDI ASSET MANAGEMENT- SRI: 5</b>								
NC	NC	NC	NC	NC	0,8%/2,30%	NC	NC	NC
<b>FR0011871128 Amundi Pea S&amp;P 500 Ucits Etf - AMUNDI ASSET MANAGEMENT - SRI : 5</b>								
33%	16,51%	0,15% (dont 0%)	32,85%	16,36%	0,8%/2,30%	0,95%/2,45% (dont 0%)	32,05% /30,55%	15,56% /14,06%
<b>LU0496786574 Amundi S&amp;P 500 li Etf D Eur - AMUNDI ASSET MANAGEMENT - SRI : 5</b>								
33,28%	16,57%	0,05% (dont 0%)	33,23%	16,52%	0,8%/2,30%	0,85%/2,35% (dont 0%)	32,43% /30,93%	15,72% /14,22%
<b>LU0959211243 Amundi S&amp;P 500 li Etf Daily Hedged D Eur- AMUNDI ASSET MANAGEMENT - SRI : 5</b>								
22,65%	12,9%	0,07% (dont 0%)	22,58%	12,83%	0,8%/2,30%	0,87%/2,37% (dont 0%)	21,78% /20,28%	12,03% /10,53%
<b>LU1135865084 Amundi S&amp;P 500 II UCITS ETF- AMUNDI ASSET MANAGEMENT- SRI: 5</b>								
NC	NC	NC	NC	NC	0,8%/2,30%	NC	NC	NC
<b>FR0000288185 Amundi Small Cap Euro P- AMUNDI ASSET MANAGEMENT - SRI : 4</b>								
1,2%	3,41%	1,97% (dont 1,78%)	-0,77%	1,44%	0,8%/2,30%	2,77%/4,27% (dont 1,78%)	-1,57% /-3,07%	0,64% /-0,86%
<b>IE0031069275 Axa Rosenberg Equity Alpha Trust - Axa Im Us Equity Qi - AXA ROSENBERG MGT LTD/IRL - SRI : 5</b>								
30,62%	12,39%	1,46% (dont 0,73%)	29,16%	10,93%	0,8%/2,30%	2,26%/3,76% (dont 0,73%)	28,36% /26,86%	10,13% /8,63%
<b>LU0216734045 Axa World Funds - Europe Real Estate A - AXA INVESTMENTS MANAGERS - SRI : 5</b>								
-5,13%	-3,6%	1,76% (dont 0,74%)	-6,89%	-5,36%	0,8%/2,30%	2,56%/4,06% (dont 0,74%)	-7,69% /-9,19%	-6,16% /-7,66%
<b>LU0189847683 Axa World Funds - FramlingtonTalent Global - AXA INVESTMENT MANAGER - SRI : 4</b>								
NC	-100%	0% (dont 0%)	NC	-100%	0,8%/2,30%	0,8%/2,3% (dont 0%)	NC	-100,8% /-102,3%
<b>LU0266012235 Axa World Funds - Global Real Estate Securities - AXA INVESTMENTS MANAGERS - SRI : 4</b>								
8,46%	2,63%	2,01% (dont 0,95%)	6,45%	0,62%	0,8%/2,30%	2,81%/4,31% (dont 0,95%)	5,65% /4,15%	-0,18% /-1,68%
<b>LU1774150145 Axa World Funds - Sustainable Equity Qi - AXA FUNDS MANAGEMENT SA - SRI : 4</b> 								
24,14%	11,98%	0,45% (dont 0%)	23,69%	11,53%	0,8%/2,30%	1,25%/2,75% (dont 0%)	22,89% /21,39%	10,73% /9,23%
<b>LU0184627536 Axa World Funds Sicav - Switzerland Equity - AXA INVESTMENTS MANAGERS - SRI : 4</b>								
6,03%	8,59%	1,76% (dont 0,81%)	4,27%	6,83%	0,8%/2,30%	2,56%/4,06% (dont 0,81%)	3,47% /1,97%	6,03% /4,53%
<b>LU1319653389 Axa World Funds Sicav - UK Equity A Eur - AXA FUNDS MANAGEMENT SA - SRI : 4</b>								
10,4%	2,1%	1,75% (dont 0,81%)	8,65%	0,35%	0,8%/2,30%	2,55%/4,05% (dont 0,81%)	7,85% /6,35%	-0,45% /-1,95%
<b>LU1279613951 Blackrock Global Funds - Asian Growth Leaders Fund A2 Eur Hedged - BLACKROCK LUXEMBOURG SA - SRI : 4</b>								
8,65%	0,62%	1,84% (dont 0,89%)	6,81%	-1,22%	0,8%/2,30%	2,64%/4,14% (dont 0,89%)	6,01% /4,51%	-2,02% /-3,52%
<b>LU0224105477 BlackRock Global Funds - Continental European Flexible - BLACKROCK LUXEMBOURG SA - SRI : 5</b>								
9,5%	11,84%	1,82% (dont 0,89%)	7,68%	10,02%	0,8%/2,30%	2,62%/4,12% (dont 0,89%)	6,88% /5,38%	9,22% /7,72%
<b>LU0011850392 Blackrock Global Funds - Emerging Europe Fund - BLACKROCK INVESTMENTS MANAGERS - SRI : 6</b>								
NC	NC	NC	NC	NC	0,8%/2,30%	NC	NC	NC
<b>LU0093502762 Blackrock Global Funds - Euro Markets - BLACKROCK LUXEMBOURG SA - SRI : 5</b>								
15,07%	11,18%	1,82% (dont 0,89%)	13,25%	9,36%	0,8%/2,30%	2,62%/4,12% (dont 0,89%)	12,45% /10,95%	8,56% /7,06%
<b>LU0562822386 Blackrock Global Funds - European Equity Income Fund A2 Eur Cap - BLACKROCK INVESTMENTS MANAGERS - SRI : 4</b>								
9,91%	8,07%	1,82% (dont 0,89%)	8,09%	6,25%	0,8%/2,30%	2,62%/4,12% (dont 0,89%)	7,29% /5,79%	5,45% /3,95%




Performance brute de l'UC (A)		Frais de gestion de l'UC dont frais r�troced�s (taux de r�trocessions de commissions) (B)	Performance nette de frais de gestion de l'UC (A-B)		Frais de gestion du contrat/frais GSMD* UC+ Mandat Contrat (C)	Frais totaux dont frais r�troced�s (taux de r�trocessions de commissions) (B+C)	Performance finale (A-B-C)	
Annuelle (2024)	Moyenne annualis�e sur 5 ans (2024/2020) <sup>(2)</sup>		Annuelle (2024)	Moyenne annualis�e sur 5 ans (2024/2020) <sup>(2)</sup>			Annuelle (2024)	Moyenne annualis�e sur 5 ans (2024/2020) <sup>(2)</sup>
<b>LU0171289571 Blackrock Global Funds - Latin America - BLACKROCK INVESTMENTS MANAGERS - SRI : 6</b>								
-27,38%	-1,38%	2,58% (dont 1,33%)	-29,96%	-3,96%	0,8%/2,30%	3,38%/4,88% (dont 1,33%)	30,76% /-32,26%	-4,76% /-6,26%
<b>LU0171301533 Blackrock Global Funds - World Energy- BLACKROCK LUXEMBOURG SA - SRI : 6</b>								
10,79%	14,09%	2,05% (dont 1,04%)	8,74%	12,04%	0,8%/2,30%	2,85%/4,35% (dont 1,04%)	7,94% /6,44%	11,24% /9,74%
<b>LU0171305526 Blackrock Global Funds - World Gold - BLACKROCK LUXEMBOURG SA - SRI : 6</b>								
23,26%	9,13%	2,09% (dont 1,04%)	21,17%	7,04%	0,8%/2,30%	2,89%/4,39% (dont 1,04%)	20,37% /18,87%	6,24% /4,74%
<b>LU0326422689 Blackrock Global Funds - World Gold Hedged - BLACKROCK INVESTMENTS MANAGERS - SRI : 6</b>								
13,52%	4,92%	2,09% (dont 1,04%)	11,43%	2,83%	0,8%/2,30%	2,89%/4,39% (dont 1,04%)	10,63% /9,13%	2,03% /0,53%
<b>LU0171307068 Blackrock Global Funds - World Healthscience Fund A2 Eur - BLACKROCK INVESTMENTS MANAGERS - SRI : 4</b>								
10,55%	9,95%	1,81% (dont 0,89%)	8,74%	8,14%	0,8%/2,30%	2,61%/4,11% (dont 0,89%)	7,94% /6,44%	7,34% /5,84%
<b>LU0172157280 Blackrock Global Funds - World Mining - BLACKROCK LUXEMBOURG SA - SRI : 5</b>								
-2,88%	12,46%	2,07% (dont 1,04%)	-4,95%	10,39%	0,8%/2,30%	2,87%/4,37% (dont 1,04%)	-5,75% /-7,25%	9,59% /8,09%
<b>IE0031575271 Brandes US Value Fund - BRANDES INVESTMENT PARTNERS EU - SRI : 5</b>								
23,29%	NC	1,74% (dont 0%)	21,55%	NC	0,8%/2,30%	2,54%/4,04% (dont 0%)	20,75% /19,25%	NC
<b>LU1313771856 Candriam Sustainable Equity Europe C - CANDRIAM - SRI : 4</b> 								
3,15%	7,24%	1,88% (dont 0,89%)	1,27%	5,36%	0,8%/2,30%	2,68%/4,18% (dont 0,89%)	0,47% /-1,03%	4,56% /3,06%
<b>FR0010149302 Carmignac Emergents - CARMIGNAC GESTION - SRI : 4</b> 								
6,13%	6,76%	1,5% (dont 0,69%)	4,63%	5,26%	0,8%/2,30%	2,3%/3,8% (dont 0,69%)	3,83% /2,33%	4,46% /2,96%
<b>FR0010148981 Carmignac Investissement - CARMIGNAC GESTION - SRI : 4</b> 								
26,53%	13,13%	1,5% (dont 0,69%)	25,03%	11,63%	0,8%/2,30%	2,3%/3,8% (dont 0,69%)	24,23% /22,73%	10,83% /9,33%
<b>IE00BD1DJ122 Comgest Growth Japan R - COMGEST AM INTERNATIONAL LTD - SRI : 4</b>								
10,78%	-4,42%	1,77% (dont 0,84%)	9,01%	-6,19%	0,8%/2,30%	2,57%/4,07% (dont 0,84%)	8,21% /6,71%	-6,99% /-8,49%
<b>FR0000284689 Comgest Monde - COMGEST AM INTERNATIONAL LTD - SRI : 4</b>								
17,37%	10,46%	1,98% (dont 0,74%)	15,39%	8,48%	0,8%/2,30%	2,78%/4,28% (dont 0,74%)	14,59% /13,09%	7,68% /6,18%
<b>FR0000295230 Comgest Renaissance Europe - COMGEST AM INTERNATIONAL LTD - SRI : 4</b>								
1,96%	10,36%	1,75% (dont 0,49%)	0,21%	8,61%	0,8%/2,30%	2,55%/4,05% (dont 0,49%)	-0,59% /-2,09%	7,81% /6,31%
<b>FR0012300374 CPR Global Silver Age - CPR ASSET MANAGEMENT - SRI : 4</b> 								
17,28%	7,91%	1,9% (dont 1,03%)	15,38%	6,01%	0,8%/2,30%	2,7%/4,2% (dont 1,03%)	14,58% /13,08%	5,21% /3,71%
<b>FR0010836163 CPR Silver Age P - CPR ASSET MANAGEMENT - SRI : 4</b>								
10,04%	6,05%	1,62% (dont 0,99%)	8,42%	4,43%	0,8%/2,30%	2,42%/3,92% (dont 0,99%)	7,62% /6,12%	3,63% /2,13%
<b>LU1683285321 Cr�dit Suisse Lux Digital Health Equity - CREDIT SUISSE ASSET MANAGEMENT - SRI : 5</b>								
-6,69%	0,48%	1,9% (dont 0,79%)	-8,59%	-1,42%	0,8%/2,30%	2,7%/4,2% (dont 0,79%)	-9,39% /-10,89%	-2,22% /-3,72%
<b>LU2066958898 Cr�dit Suisse (LUX) Small And Mid Cap Germany Equity Fund B Eur - CREDIT SUISSE ASSET MANAGEMENT - SRI : 5</b>								
-2,65%	1,07%	1,9% (dont 0,79%)	-4,55%	-0,83%	0,8%/2,30%	2,7%/4,2% (dont 0,79%)	-5,35% /-6,85%	-1,63% /-3,13%
<b>LU0740822621 Deutsche Invest I - German Equities LC - DWS INVESTMENT SA - SRI : 5</b>								
9,47%	6,54%	1,65% (dont 0,74%)	7,82%	4,89%	0,8%/2,30%	2,45%/3,95% (dont 0,74%)	7,02% /5,52%	4,09% /2,59%
<b>LU0284396016 DNCA Invest Value Europe A Eur - DNCA FINANCE LUX SA - SRI : 4</b>								
16,47%	10,23%	2,11% (dont 1,09%)	14,36%	8,12%	0,8%/2,30%	2,91%/4,41% (dont 1,09%)	13,56% /12,06%	7,32% /5,82%
<b>FR0010158048 Dorval Managers - DORVAL ASSET MANAGEMENT - SRI : 4</b> 								
3,76%	6,84%	2,02% (dont 1,09%)	1,74%	4,82%	0,8%/2,30%	2,82%/4,32% (dont 1,09%)	0,94% /-0,56%	4,02% /2,52%

Performance brute de l'UC (A)		Frais de gestion de l'UC dont frais r�troced�s (taux de r�trocessions de commissions) (B)	Performance nette de frais de gestion de l'UC (A-B)		Frais de gestion du contrat/frais GSMD* UC+ Mandat Contrat (C)	Frais totaux dont frais r�troced�s (taux de r�trocessions de commissions) (B+C)	Performance finale (A-B-C)	
Annuelle (2024)	Moyenne annualis�e sur 5 ans (2024/2020) <sup>(2)</sup>		Annuelle (2024)	Moyenne annualis�e sur 5 ans (2024/2020) <sup>(2)</sup>			Annuelle (2024)	Moyenne annualis�e sur 5 ans (2024/2020) <sup>(2)</sup>
<b>LU0273158872 DWS Invest Sicav - Global Agribusiness LC - DWS INVESTMENT SA - SRI : 4</b>								
0,11%	5,66%	1,63% (dont 0,74%)	-1,52%	4,03%	0,8%/2,30%	2,43%/3,93% (dont 0,74%)	-2,32% /-3,82%	3,23% /1,73%
<b>LU0507265923 Dws Invest Sicav - Top Dividend LC - DWS INVESTMENT SA - SRI : 4</b>								
10,41%	6,65%	1,59% (dont 0,74%)	8,82%	5,06%	0,8%/2,30%	2,39%/3,89% (dont 0,74%)	8,02% /6,52%	4,26% /2,76%
<b>LU0146864797 DWS Russia - DWS INVESTMENT SA - SRI : 6</b>								
NC	NC	NC	NC	NC	0,8%/2,30%	NC	NC	NC
<b>FR0010321810 Echiquier Agenor Sri Mid Cap Europe A - FINANCIERE DE L'ECHIQUIER - SRI : 4</b> 								
3,14%	3,48%	2,28% (dont 1,13%)	0,86%	1,2%	0,8%/2,30%	3,08%/4,58% (dont 1,13%)	0,06% /-1,44%	0,4% /-1,1%
<b>FR0010321802 Echiquier Agressor - FINANCIERE DE L'ECHIQUIER - SRI : 4</b>								
6,99%	4,45%	2,26% (dont 0,9%)	4,73%	2,19%	0,8%/2,30%	3,06%/4,56% (dont 0,9%)	3,93% /2,43%	1,39% /-0,11%
<b>FR0010588343 EDR Sicav Tricolore Rendement A Eur - EDMOND ROTHSCHILD AM FRANCE SA - SRI : 4</b> 								
6,02%	8,11%	2,1% (dont 1,01%)	3,92%	6,01%	0,8%/2,30%	2,9%/4,4% (dont 1,01%)	3,12% /1,62%	5,21% /3,71%
<b>LU1111642408 Eleva European Selection - ELEVA CAPITAL SAS - SRI : 4</b> 								
13,28%	11,9%	1,6% (dont 0,59%)	11,68%	10,3%	0,8%/2,30%	2,4%/3,9% (dont 0,59%)	10,88% /9,38%	9,5% /8%
<b>LU1331971769 Eleva Absolute Return Europe - ELEVA CAPITAL SAS - SRI : 2</b>								
9,76%	3,06%	2,13% (dont 0,89%)	7,63%	0,93%	0,8%/2,30%	2,93%/4,43% (dont 0,89%)	6,83% /5,33%	0,13% /-1,37%
<b>IE00BBL4VX78 Federated Hermes Asia Ex-Japan Equity Fund - HERMES INVESTMENT MANAGEMENT L - SRI : 4</b>								
10,55%	0,69%	1,62% (dont 0,74%)	8,93%	-0,93%	0,8%/2,30%	2,42%/3,92% (dont 0,74%)	8,13% /6,63%	-1,73% /-3,23%
<b>LU0251127410 Fidelity Funds America Fund A Acc - FIL FUND MANAGEMENT LIMITED - SRI : 4</b>								
17,39%	13,01%	1,89% (dont 0,89%)	15,5%	11,12%	0,8%/2,30%	2,69%/4,19% (dont 0,89%)	14,7% /13,2%	10,32% /8,82%
<b>LU0594300096 Fidelity Funds China Consumer Fund A - FIL FUND MANAGEMENT LIMITED - SRI : 5</b>								
5,66%	-3,72%	1,91% (dont 0,89%)	3,75%	-5,63%	0,8%/2,30%	2,71%/4,21% (dont 0,89%)	2,95% /1,45%	-6,43% /-7,93%
<b>LU1048684796 Fidelity Funds - Emerging Markets - FIL INVESTMENT MANAGEMENT (LUXEMBOURG) SA - SRI : 4</b>								
13,58%	2,8%	1,93% (dont 0,89%)	11,65%	0,87%	0,8%/2,30%	2,73%/4,23% (dont 0,89%)	10,85% /9,35%	0,07% /-1,43%
<b>LU0119124781 Fidelity Funds European Dynamic Growth Fund - FIL FUND MANAGEMENT LIMITED - SRI : 4</b>								
3,55%	5,71%	1,89% (dont 0,89%)	1,66%	3,82%	0,8%/2,30%	2,69%/4,19% (dont 0,89%)	0,86% /-0,64%	3,02% /1,52%
<b>LU0048578792 Fidelity Funds European Growth Fund - FIL INVESTMENT MANAGEMENT (LUXEMBOURG) SA - SRI : 4</b>								
13,75%	5,74%	1,89% (dont 0,89%)	11,86%	3,85%	0,8%/2,30%	2,69%/4,19% (dont 0,89%)	11,06% /9,56%	3,05% /1,55%
<b>LU0099574567 Fidelity Funds Global Technology Fund - FIL FUND MANAGEMENT LIMITED - SRI : 4</b>								
26,59%	21,78%	1,89% (dont 0,89%)	24,7%	19,89%	0,8%/2,30%	2,69%/4,19% (dont 0,89%)	23,9% /22,4%	19,09% /17,59%
<b>LU0413543058 Fidelity Funds Japan Value - FIL INVESTMENT MANAGEMENT (LUXEMBOURG) SA - SRI : 4</b>								
12,16%	10,08%	1,92% (dont 0,89%)	10,24%	8,16%	0,8%/2,30%	2,72%/4,22% (dont 0,89%)	9,44% /7,94%	7,36% /5,86%
<b>LU2219351876 Fidelity Funds Sustainable Eurozone Equity Fund Ad - FIL FUND MANAGEMENT LIMITED - SRI : 4</b> 								
4,45%	1,92%	1,92% (dont 0,89%)	2,53%	0%	0,8%/2,30%	2,72%/4,22% (dont 0,89%)	1,73% /0,23%	-0,8% /-2,3%
<b>LU0069449576 Fidelity Funds World Fund - FIL FUND MANAGEMENT LIMITED - SRI : 4</b>								
22,19%	12,42%	1,89% (dont 0,89%)	20,3%	10,53%	0,8%/2,30%	2,69%/4,19% (dont 0,89%)	19,5% /18%	9,73% /8,23%
<b>IE00BD4GTQ32 Franklin Templeton Global Funds Plc Ftgf Clearbridge Infrastructure Value Fund A Eur - LEGG MASON INVESTMENTS EUR LTD - SRI : 4</b>								
12,22%	6,18%	1,95% (dont 0,81%)	10,27%	4,23%	0,8%/2,30%	2,75%/4,25% (dont 0,81%)	9,47% /7,97%	3,43% /1,93%
<b>IE00B19Z6G02 Franklin Templeton Global Funds Plc Ftgf Royce Us Smaller Companies Fund - LEGG MASON INVESTMENTS EUR LTD - SRI : 5</b>								
10,47%	8,47%	2,03% (dont 0,81%)	8,44%	6,44%	0,8%/2,30%	2,83%/4,33% (dont 0,81%)	7,64% /6,14%	5,64% /4,14%

Performance brute de l'UC (A)		Frais de gestion de l'UC dont frais rétrocedés (taux de rétrocessions de commissions) (B)	Performance nette de frais de gestion de l'UC (A-B)		Frais de gestion du contrat/frais GSMD* UC+ Mandat Contrat (C)	Frais totaux dont frais rétrocedés (taux de rétrocessions de commissions) (B+C)	Performance finale (A-B-C)	
Annuelle (2024)	Moyenne annualisée sur 5 ans (2024/2020) <sup>(2)</sup>		Annuelle (2024)	Moyenne annualisée sur 5 ans (2024/2020) <sup>(2)</sup>			Annuelle (2024)	Moyenne annualisée sur 5 ans (2024/2020) <sup>(2)</sup>
<b>LU0140363002 Franklin Templeton Investment Funds Franklin Mutual European Fund - FRANKLIN TEMPLETON FRANCE SA - SRI : 5</b>								
11,39%	8,63%	1,84% (dont 0,81%)	9,55%	6,79%	0,8%/2,30%	2,64%/4,14% (dont 0,81%)	8,75% /7,25%	5,99% /4,49%
<b>LU0229940001 Franklin Templeton Investment Funds Templeton Asian Growth Fund - FRANKLIN TEMPLETON FRANCE SA - SRI : 4</b>								
20,81%	3,53%	2,15% (dont 0,91%)	18,66%	1,38%	0,8%/2,30%	2,95%/4,45% (dont 0,91%)	17,86% /16,36%	0,58% /-0,92%
<b>LU2104925693 Goldman Sachs Global Future Generations Equity Portfolio - GOLDMAN SACHS AM INTERNATIONAL - SRI : 5</b>								
36,41%	12,47%	1,66% (dont 0,81%)	34,75%	10,81%	0,8%/2,30%	2,46%/3,96% (dont 0,81%)	33,95% /32,45%	10,01% /8,51%
<b>LU0133265412 Goldman Sachs Funds Us Core Equity Portfolio E Acc Eur - GOLDMAN SACHS AM INTERNATIONAL - SRI : 4</b>								
37,55%	16,62%	1,65% (dont 1,04%)	35,9%	14,97%	0,8%/2,30%	2,45%/3,95% (dont 1,04%)	35,1% /33,6%	14,17% /12,67%
<b>LU0234681749 Gs Europe Core Equity Base Acc Eur - GOLDMAN SACHS AM GLB SERV LTD - SRI : 4</b>								
14,95%	9,84%	1,41% (dont 0,68%)	13,54%	8,43%	0,8%/2,30%	2,21%/3,71% (dont 0,68%)	12,74% /11,24%	7,63% /6,13%
<b>FR0010143545 Hsbc Actions Patrimoine C - HSBC GLOBAL ASSET MANAGEMENT FCP (France) - SRI : 5</b>								
0,24%	7,84%	1,55% (dont 0,74%)	-1,31%	6,29%	0,8%/2,30%	2,35%/3,85% (dont 0,74%)	-2,11% /-3,61%	5,49% /3,99%
<b>LU0551365645 Hsbc Gif Indian Equity A Eur Cap - HSBC GLOBAL INVESTMENT FUNDS - SRI : 5</b>								
11,05%	11,65%	1,89% (dont 0,74%)	9,16%	9,76%	0,8%/2,30%	2,69%/4,19% (dont 0,74%)	8,36% /6,86%	8,96% /7,46%
<b>LU1240328812 Invesco Funds - Invesco Euro Equity - INVESCO MANAGEMENT SA - SRI : 5</b>								
1,88%	9,5%	1,68% (dont 0,89%)	0,2%	7,82%	0,8%/2,30%	2,48%/3,98% (dont 0,89%)	-0,6% /-2,1%	7,02% /5,52%
<b>LU0119750205 Invesco Sustainable Pan European Structured Equity Fund A - INVESCO MANAGEMENT SA - SRI : 4</b>								
13,11%	7,09%	1,58% (dont 0,77%)	11,53%	5,51%	0,8%/2,30%	2,38%/3,88% (dont 0,77%)	10,73% /9,23%	4,71% /3,21%
<b>IE00BYVJRP78 Ishares Msci Em Sri Ucits - BLACKROCK ASSET MGT IRELAND - SRI : 4</b>								
11,4%	NC	0,25% (dont 0%)	11,15%	NC	0,8%/2,30%	1,05%/2,55% (dont 0%)	10,35% /8,85%	NC
<b>IE00BYX8XC17 Ishares Msci Japan Sri Ucits Etf - BLACKROCK ASSET MGT IRELAND - SRI : 4</b>								
9,32%	NC	0,2% (dont 0%)	9,12%	NC	0,8%/2,30%	1%/2,5% (dont 0%)	8,32% /6,82%	NC
<b>IE00BYVJRR92 Ishares Msci Usa Sri Ucits Etf - BLACKROCK ASSET MGT IRELAND - SRI : 5</b>								
20,5%	NC	0,2% (dont 0%)	20,3%	NC	0,8%/2,30%	1%/2,5% (dont 0%)	19,5% /18%	NC
<b>LU0572952280 Janus Henderson Horizon Global Technology Leaders - JANUS HENDERSON INVESTORS - SRI : 5</b>								
43,45%	19,84%	1,87% (dont 0,71%)	41,58%	17,97%	0,8%/2,30%	2,67%/4,17% (dont 0,71%)	40,78% /39,28%	17,17% /15,67%
<b>LU0264597617 Janus Henderson Horizon Fund Pan European Absolute Return Fund A2 Eur - JANUS HENDERSON INVESTORS - SRI : 3</b>								
10,09%	6,29%	1,88% (dont 0,71%)	8,21%	4,41%	0,8%/2,30%	2,68%/4,18% (dont 0,71%)	7,41% /5,91%	3,61% /2,11%
<b>LU0503932328 Janus Henderson Horizon Fund Pan European Equity - JANUS HENDERSON INVESTORS - SRI : 4</b>								
10,29%	9,62%	1,92% (dont 0,71%)	8,37%	7,7%	0,8%/2,30%	2,72%/4,22% (dont 0,71%)	7,57% /6,07%	6,9% /5,4%
<b>LU0046217351 Janus Henderson Horizon Funds - Pan European Smaller companies - JANUS HENDERSON INVESTORS - SRI : 5</b>								
6,1%	8,84%	1,87% (dont 0,71%)	4,23%	6,97%	0,8%/2,30%	2,67%/4,17% (dont 0,71%)	3,43% /1,93%	6,17% /4,67%
<b>LU0281483569 Jp Morgan Funds Us Select Equity Plus A Eur - JPMORGAN ASSET MANAGEMENT - SRI : 4</b>								
38,26%	19,52%	1,71% (dont 0,81%)	36,55%	17,81%	0,8%/2,30%	2,51%/4,01% (dont 0,81%)	35,75% /34,25%	17,01% /15,51%
<b>LU2853004013 JPMorgan US Growth - JPMORGAN ASSET MANAGEMENT - SRI : 5</b>								
NC	1,8%	1,8% (dont 0%)	NC	0%	0,8%/2,30%	2,6%/4,1% (dont 0%)	NC	-0,8% /-2,3%
<b>LU2539333562 Jpmorgan Funds Africa Equity Fund A Eur Cap - JPMORGAN ASSET MANAGEMENT - SRI : 4</b>								
21,23%	1,78%	1,78% (dont 0,81%)	19,45%	0%	0,8%/2,30%	2,58%/4,08% (dont 0,81%)	18,65% /17,15%	-0,8% /-2,3%
<b>LU0051759099 Jpmorgan Funds Eastern Europe Equity A Eur Dis - JPMORGAN ASSET MANAGEMENT - SRI : 5</b>								
NC	NC	NC	NC	NC	0,8%/2,30%	NC	NC	NC

Performance brute de l'UC (A)		Frais de gestion de l'UC dont frais rétrocedés (taux de rétrocessions de commissions) (B)	Performance nette de frais de gestion de l'UC (A-B)		Frais de gestion du contrat/frais GSMD* UC+ Mandat Contrat (C)	Frais totaux dont frais rétrocedés (taux de rétrocessions de commissions) (B+C)	Performance finale (A-B-C)	
Annuelle (2024)	Moyenne annualisée sur 5 ans (2024/2020) <sup>(2)</sup>		Annuelle (2024)	Moyenne annualisée sur 5 ans (2024/2020) <sup>(2)</sup>			Annuelle (2024)	Moyenne annualisée sur 5 ans (2024/2020) <sup>(2)</sup>
<b>LU2549521172 Jpmorgan Funds Emerging Europe Equity li Fund A Eur - JP MORGAN ASSET MANAGEMENT - SRI : 6</b>								
NC	NC	NC	NC	NC	0,8%/2,30%	NC	NC	NC
<b>LU2051469034 JPMorgan Emerging Markets Sustainable Equity - JPMORGAN ASSET MANAGEMENT - SRI : 4</b> 								
13,87%	4,33%	1,75% (dont 0,81%)	12,12%	2,58%	0,8%/2,30%	2,55%/4,05% (dont0,81%)	11,32% /9,82%	1,78% /0,28%
<b>LU0104030142 Jpmorgan Funds Europe Dynamic Technologies Fund A Eur - JPMORGAN ASSET MANAGEMENT - SRI : 5</b>								
4,39%	10,39%	1,74% (dont 0,81%)	2,65%	8,65%	0,8%/2,30%	2,54%/4,04% (dont 0,81%)	1,85% /0,35%	7,85% /6,35%
<b>LU0053687074 Jpmorgan Funds Europe Small Cap Fund - JPMORGAN ASSET MANAGEMENT - SRI : 5</b>								
11,02%	5,31%	1,76% (dont 0,81%)	9,26%	3,55%	0,8%/2,30%	2,56%/4,06% (dont 0,81%)	8,46% /6,96%	2,75% /1,25%
<b>LU0107398884 Jpmorgan Funds Europe Strategic Value Fund - JPMORGAN ASSET MANAGEMENT - SRI : 5</b>								
15,06%	9,8%	1,71% (dont 0,81%)	13,35%	8,09%	0,8%/2,30%	2,51%/4,01% (dont 0,81%)	12,55% /11,05%	7,29% /5,79%
<b>LU0880062913 JPMorgan Global Healthcare Fund - JPMORGAN ASSET MANAGEMENT - SRI : 4</b>								
5,72%	9,08%	1,7% (dont 0,81%)	4,02%	7,38%	0,8%/2,30%	2,5%/4% (dont0,81%)	3,22% /1,72%	6,58% /5,08%
<b>LU0208853274 Jpmorgan Funds Global Natural Resources Fund - JPMORGAN ASSET MANAGEMENT - SRI : 5</b>								
1,14%	12,1%	1,72% (dont 0,81%)	-0,58%	10,38%	0,8%/2,30%	2,52%/4,02% (dont0,81%)	-1,38% /-2,88%	9,58% /8,08%
<b>LU0260085492 Jupiter Jgf European Growth L Eur Acc - JUPITER ASSET MANAGEMENT LTD - SRI : 4</b>								
0,29%	5,59%	1,72% (dont 0%)	-1,43%	3,87%	0,8%/2,30%	2,52%/4,02% (dont0%)	-2,23% /-3,73%	3,07% /1,57%
<b>FR0010679902 Lazard Small Caps France R - LAZARD FRERES GESTION SAS - SRI : 4</b>								
-10,45%	4,79%	2,21% (dont 1,08%)	-12,66%	2,58%	0,8%/2,30%	3,01%/4,51% (dont1,08%)	-13,46% /-14,96%	1,78% /0,28%
<b>FR0007082060 Lmdg Familles Et Entrepreneurs (Eur) - UBS LA MAISON DE GESTION - SRI : 4</b>								
10,57%	7,15%	1,8% (dont 0,84%)	8,77%	5,35%	0,8%/2,30%	2,6%/4,1% (dont0,84%)	7,97% /6,47%	4,55% /3,05%
<b>LU1435385916 Loomis Sayles US Growth - NATIXIS INVESTMENT MANAGERS SA - SRI : 5</b>								
43,75%	20,62%	1,15% (dont 0%)	42,6%	19,47%	0,8%/2,30%	1,95%/3,45% (dont0%)	41,8% /40,3%	18,67% /17,17%
<b>FR0000443160 Lyxor Index Fund Euro B - AMUNDI ASSET MANAGEMENT - SRI : 4</b>								
11,53%	10,88%	1,03% (dont 0,5%)	10,5%	9,85%	0,8%/2,30%	1,83%/3,33% (dont0,5%)	9,7% /8,2%	9,05% /7,55%
<b>LU1861138961 Lyxor Msci Em Esg Leaders Extra Ucits Etf - AMUNDI ASSET MANAGEMENT - SRI : 4</b> 								
4,47%	2,96%	0,25% (dont 0%)	4,22%	2,71%	0,8%/2,30%	1,05%/2,55% (dont0%)	3,42% /1,92%	1,91% /0,41%
<b>FR0010010827 Lyxor Ucits Etf Ftse Mib - AMUNDI ASSET MANAGEMENT - SRI : 5</b>								
18,76%	13,84%	0,35% (dont 0%)	77,01%	13,49%	0,8%/2,30%	1,15%/2,65% (dont0%)	76,21% /74,71%	12,69% /11,19%
<b>FR0010261198 Lyxor Ucits Etf Msci Europe- AMUNDI ASSET MANAGEMENT - SRI : 4</b>								
8,84%	7,35%	0,25% (dont 0%)	8,59%	7,1%	0,8%/2,30%	1,05%/2,55% (dont0%)	7,79% /6,29%	6,3% /4,8%
<b>LU1670710075 M&amp;G (Lux) Investment Funds 1 M&amp;G Global Dividend Fund A Eur Acc - M&amp;G SECURITIES LTD - SRI : 4</b>								
24,3%	13,19%	1,92% (dont 1,04%)	22,38%	11,27%	0,8%/2,30%	2,72%/4,22% (dont1,04%)	21,58% /20,08%	10,47% /8,97%
<b>FR0000292278 Magellan C - COMGEST AM INTERNATIONAL LTD - SRI : 4</b>								
6,27%	-1,99%	1,74% (dont 0,49%)	4,53%	-3,73%	0,8%/2,30%	2,54%/4,04% (dont0,49%)	3,73% /2,23%	-4,53% /-6,03%
<b>FR0010298596 Moneta Multi Caps - MONETA ASSET MANAGEMENT - SRI : 4</b>								
-1,1%	6,67%	1,49% (dont 0%)	-2,59%	5,18%	0,8%/2,30%	2,29%/3,79% (dont0%)	-3,39% /-4,89%	4,38% /2,88%
<b>FR0013073731 Montpensier Best Business Model SRI - MONTPENSIER FINANCE - SRI : 4</b> 								
4,61%	8,34%	1,5% (dont 0,68%)	3,11%	6,84%	0,8%/2,30%	2,3%/3,8% (dont0,68%)	2,31% /0,81%	6,04% /4,54%
<b>LU2369747311 Moorea Fund - Climate Action - SG PRIVATE WEALTH MANAGEMENT - SRI : 4</b> 								
12,59%	NC	2,2% (dont 0,85%)	10,39%	NC	0,8%/2,30%	3%/4,5% (dont0,85%)	9,59% /8,09%	NC

Performance brute de l'UC (A)		Frais de gestion de l'UC dont frais r�troced�s (taux de r�trocessions de commissions) (B)	Performance nette de frais de gestion de l'UC (A-B)		Frais de gestion du contrat/frais GSMD* UC+ Mandat Contrat (C)	Frais totaux dont frais r�troced�s (taux de r�trocessions de commissions) (B+C)	Performance finale (A-B-C)	
Annuelle (2024)	Moyenne annualis�e sur 5 ans (2024/2020) <sup>(2)</sup>		Annuelle (2024)	Moyenne annualis�e sur 5 ans (2024/2020) <sup>(2)</sup>			Annuelle (2024)	Moyenne annualis�e sur 5 ans (2024/2020) <sup>(2)</sup>
<b>LU1958314913 Moorea Fund - Emerging Market Equity - SG PRIVATE WEALTH MANAGEMENT - SRI : 4</b>								
7,15%	2,11%	1,9% (dont 0,8%)	5,25%	0,21%	0,8%/2,30%	2,7%/4,2% (dont0,8%)	4,45% /2,95%	-0,59% /-2,09%
<b>LU1648219605 Moorea Fund - US Equity - SG PRIVATE WEALTH MANAGEMENT - SRI : 5</b>								
35,27%	16,97%	1,7% (dont 0,75%)	33,57%	15,27%	0,8%/2,30%	2,5%/4% (dont0,75%)	32,77% /31,27%	14,47% /12,97%
<b>LU1648217229 Moorea Fund Us Equity Rehu - SG PRIVATE WEALTH MANAGEMENT - SRI : 5</b> 								
24,28%	12,68%	1,7% (dont 0,75%)	22,58%	10,98%	0,8%/2,30%	2,5%/4% (dont0,75%)	21,78% /20,28%	10,18% /8,68%
<b>LU2564067051 Moorea Fund Global Trends - SG PRIVATE WEALTH MANAGEMENT - SRI : 4</b>								
12,6%	NC	2,2% (dont 1,05%)	10,40%	NC	0,8%/2,30%	3%/4,5% (dont1,05%)	9,6% /8,1%	NC
<b>LU0859660069 Moorea Fund Sicav European Equity Quality Income - SG PRIVATE WEALTH MANAGEMENT - SRI : 4</b>								
5,62%	4,85%	1,8% (dont 0,8%)	3,82%	3,05%	0,8%/2,30%	2,6%/4,1% (dont0,8%)	3,02% /1,52%	2,25% /0,75%
<b>LU0552385295 Ms Invf Global Opportunity - MORGAN STANLEY INVESTMENTS MANAGERS - SRI : 5</b>								
36,31%	15,14%	1,84% (dont 0,95%)	34,47%	13,3%	0,8%/2,30%	2,64%/4,14% (dont0,95%)	33,67% /32,17%	12,5% /11%
<b>LU0266117414 Morgan Stanley Investment Funds Us Growth Ah Euro - MORGAN STANLEY INVESTMENTS MANAGERS - SRI : 6</b>								
39,12%	-5,82%	1,68% (dont 0,83%)	37,44%	-7,5%	0,8%/2,30%	2,48%/3,98% (dont0,83%)	36,64% /35,14%	-8,3% /-9,8%
<b>FR0007052782 Multi Units France Amundi Cac 40 Ucits Etf - AMUNDI ASSET MANAGEMENT - SRI : 5</b>								
0,93%	5,92%	0,25% (dont 0%)	0,68%	5,67%	0,8%/2,30%	1,05%/2,55% (dont0%)	-0,12% /-1,62%	4,87% /3,37%
<b>FR0007075494 Multi Units France Amundi Dj Global Titans 50 Ucits Etf - AMUNDI ASSET MANAGEMENT - SRI : 5</b>								
40,01%	17,46%	0,4% (dont 0%)	39,61%	17,06%	0,8%/2,30%	1,2%/2,7% (dont0%)	38,81% /37,31%	16,26% /14,76%
<b>FR0007054358 Multi Units France Amundi Euro Stoxx 50 li Ucits Etf - AMUNDI ASSET MANAGEMENT - SRI : 5</b>								
11,7%	9,15%	0,2% (dont 0%)	11,5%	8,95%	0,8%/2,30%	1%/2,5% (dont0%)	10,7% /9,2%	8,15% /6,65%
<b>FR0010429068 Multi Units France Amundi Msci Emerging Markets lii Ucits Etf - AMUNDI ASSET MANAGEMENT - SRI : 4</b>								
14,78%	1,1%	0,55% (dont 0%)	14,23%	5,42%	0,8%/2,30%	1,35%/2,85% (dont0%)	13,43% /11,93%	4,62% /3,12%
<b>FR0010261198 Multi Units France Amundi Msci Europe li Ucits Etf - AMUNDI ASSET MANAGEMENT - SRI : 4</b>								
8,84%	7,35%	0,25% (dont 0%)	8,59%	7,1%	0,8%/2,30%	1,05%/2,55% (dont0%)	7,79% /6,29%	6,3% /4,8%
<b>FR0010361683 Multi Units France Amundi Msci India li Ucits Etf - AMUNDI ASSET MANAGEMENT - SRI : 5</b>								
17,68%	11,55%	0,85% (dont 0%)	16,83%	10,7%	0,8%/2,30%	1,65%/3,15% (dont0%)	16,03% /14,53%	9,9% /8,4%
<b>FR0010524777 Multi Units France Amundi Msci New Energy Esg Screened Ucits Etf - AMUNDI ASSET MANAGEMENT - SRI : 5</b>								
-6,25%	-8,92%	0,6% (dont 0%)	-6,85%	-9,52%	0,8%/2,30%	1,4%/2,9% (dont0%)	-7,65% /-9,15%	-10,32% /-11,82%
<b>FR00140031Y1 Multi Units France Amundi Msci World li Etf Acc - AMUNDI ASSET MANAGEMENT - SRI 4</b>								
NC	NC	NC	NC	NC	0,8%/2,30%	NC	NC	NC
<b>FR0010315770 Multi Units France Amundi Msci World li Ucits Etf - AMUNDI ASSET MANAGEMENT - SRI : 4</b>								
26,96%	10,35%	0,3% (dont 0%)	26,66%	10,05%	0,8%/2,30%	1,1%/2,6% (dont0%)	25,86% /24,36%	9,25% /7,75%
<b>LU0252633754 Multi Units Luxembourg Amundi Dax lii Ucits Etf - ACC - AMUNDI ASSET MANAGEMENT - SRI : 5</b>								
16,53%	NC	0,15% (dont 0%)	16,38%	NC	0,8%/2,30%	0,95%/2,45% (dont0%)	15,58% /14,08%	NC
<b>LU1650492173 Multi Units Luxembourg Amundi Ftse 100 Ucits Etf Acc - AMUNDI ASSET MANAGEMENT - SRI : 4</b>								
9,66%	9,51%	0,14% (dont 0%)	9,52%	9,37%	0,8%/2,30%	0,94%/2,44% (dont0%)	8,72% /7,22%	8,57% /7,07%
<b>LU0832436512 Multi Units Luxembourg Amundi Global Equity Quality Income Ucits Etf Dist - AMUNDI ASSET MANAGEMENT - SRI : 4</b>								
16,55%	4,63%	0,45% (dont 0%)	16,1%	4,18%	0,8%/2,30%	1,25%/2,75% (dont0%)	15,3% /13,8%	3,38% /1,88%
<b>LU1691909508 Multi Units Luxembourg Amundi Global Gender Equality Etf - AMUNDI ASSET MANAGEMENT - SRI : 4</b> 								
7,62%	0,2%	0,2% (dont 0%)	7,42%	0%	0,8%/2,30%	1%/2,5% (dont0%)	6,62% /5,12%	-0,8% /-2,3%



Performance brute de l'UC (A)		Frais de gestion de l'UC dont frais rétrocedés (taux de rétrocessions de commissions) (B)	Performance nette de frais de gestion de l'UC (A-B)		Frais de gestion du contrat/frais GSMD* UC+ Mandat Contrat (C)	Frais totaux dont frais rétrocedés (taux de rétrocessions de commissions) (B+C)	Performance finale (A-B-C)	
Annuelle (2024)	Moyenne annualisée sur 5 ans (2024/2020) <sup>(2)</sup>		Annuelle (2024)	Moyenne annualisée sur 5 ans (2024/2020) <sup>(2)</sup>			Annuelle (2024)	Moyenne annualisée sur 5 ans (2024/2020) <sup>(2)</sup>
<b>LU1900068161 Multi Units Luxembourg Amundi Msci Ac Asia Ex Japan Ucits Etf Acc - AMUNDI ASSET MANAGEMENT - SRI : 4</b>								
19,45%	1%	0,5% (dont 0%)	18,95%	0,5%	0,8%/2,30%	1,3%/2,8% (dont0%)	18,15%/16,65%	-0,3%/-1,8%
<b>LU1829220216 Multi Units Luxembourg Amundi Msci All Country World Ucits Etf Eur -AMUNDI ASSET MANAGEMENT SRI 4</b>								
NC	NC	NC	NC	NC	0,8%/2,30%	NC	NC	NC
<b>LU1900068914 Multi Units Luxembourg Amundi Msci China Esg Leaders Extra Ucits Etf Acc - AMUNDI ASSET MANAGEMENT - SRI : 5</b>								
21,2%	-8,02%	0,65% (dont 0%)	20,55%	-8,67%	0,8%/2,30%	1,45%/2,95% (dont0%)	19,75%/18,25%	-9,47%/-10,97%
<b>LU1829221024 Multi Units Luxembourg Amundi Nasdaq-100 II UCITS ETF ACC - AMUNDI ASSET MANAGEMENT - SRI : 5</b>								
34,19%	14,72%	0,22% (dont 0%)	33,97%	14,5%	0,8%/2,30%	1,02%/2,52% (dont0%)	33,17%/31,67%	13,7%/12,2%
<b>LU1834983477 Multi Units Luxembourg Amundi Stoxx Europe 600 Banks Ucits Etf Acc - AMUNDI ASSET MANAGEMENT - SRI : 5</b>								
33,83%	0,3%	0,3% (dont 0%)	33,53%	0%	0,8%/2,30%	1,1%/2,6% (dont0%)	32,73%/31,23%	-0,8%/-2,3%
<b>LU1834983550 Multi Units Luxembourg Amundi Stoxx Europe 600 Basic Resources Ucits Etf Acc - AMUNDI ASSET MANAGEMENT - SRI : 5</b>								
-7,88%	4,59%	0,3% (dont 0%)	-8,18%	4,29%	0,8%/2,30%	1,1%/2,6% (dont0%)	-8,98%/-10,48%	3,49%/1,99%
<b>LU1834986900 Multi Units Luxembourg Amundi Stoxx Europe 600 Healthcare Ucits Etf - AMUNDI ASSET MANAGEMENT - SRI : 4</b>								
4,56%	0,3%	0,3% (dont 0%)	4,26%	0%	0,8%/2,30%	1,1%/2,6% (dont0%)	3,46%/1,96%	-0,8%/-2,3%
<b>LU1900066629 Multi Units Luxembourg Lyxor Msci Em Latin America Ucits Etf - AMUNDI ASSET MANAGEMENT - SRI : 5</b>								
NC	NC	NC	NC	NC	0,8%/2,30%	NC	NC	NC
<b>LU1900067437 Multi Units Luxembourg Lyxor Msci Thailand Ucits Etf - AMUNDI ASSET MANAGEMENT SRI : 4</b>								
NC	NC	NC	NC	NC	0,8%/2,30%	NC	NC	NC
<b>LU1834988278 Multi Units Luxembourg Sicav Amundi Stoxx Europe 600 Energy Esg Screened - AMUNDI ASSET MANAGEMENT - SRI : 5</b>								
-1,06%	0,3%	0,3% (dont 0%)	-1,36%	0%	0,8%/2,30%	1,1%/2,6% (dont0%)	-2,16%/-3,66%	-0,8%/-2,3%
<b>LU1781541252 Multi Units Luxembourg Amundi Msci Japan Ucits Etf Acc - AMUNDI ASSET MANAGEMENT - SRI : 4</b>								
19,12%	NC	0,12% (dont 0%)	19%	NC	0,8%/2,30%	0,92%/2,42% (dont0%)	18,2%/16,7%	NC
<b>FR0011600410 Natixis Actions US Growth - NATIXIS INVESTMENT MANAGERS INTERNATIONAL SA - SRI : 5</b>								
40,61%	13,44%	1,8% (dont 0,98%)	38,81%	11,64%	0,8%/2,30%	2,6%/4,1% (dont0,98%)	38,01%/36,51%	10,84%/9,34%
<b>LU1951200481 Natixis International Funds (Lux) I Thematics Ai And Robotics Fund - NATIXIS INVESTMENT MANAGERS SA - SRI : 5</b> 								
18,01%	17,01%	2,05% (dont 0,95%)	15,96%	14,96%	0,8%/2,30%	2,85%/4,35% (dont0,95%)	15,16%/13,66%	14,16%/12,66%
<b>LU1951225553 Natixis International Funds (Lux) I Thematics Safety Fund R/A Eur - NATIXIS INVESTMENT MANAGERS SA - SRI : 5</b> 								
19,84%	10,95%	2,05% (dont 0,95%)	17,79%	8,9%	0,8%/2,30%	2,85%/4,35% (dont0,95%)	16,99%/15,49%	8,1%/6,6%
<b>IE00B42MJZ94 Neuberger Berman Us Sm Cap Eur A Acc- NEUBERGER BERMAN ASSET MGT IRL -SRI: 5</b>								
NC	NC	NC	NC	NC	0,8%/2,30%	NC	NC	NC
<b>IE00B44F1J46 Neuberger Berman US Fund - NEUBERGER BERMAN EUROPE LTD - SRI : 5</b>								
6,04%	1,1%	0% (dont 0%)	0%	1,1%	0,8%/2,30%	0,8%/2,3% (dont0%)	-0,8%/-2,3%	0,3%/-1,2%
<b>FR0000989899 Oddo Avenir - ODDO BHF ASSET MANAGEMENT SAS - SRI : 4</b>								
-6,27%	0,41%	1,72% (dont 0,89%)	-7,99%	-1,31%	0,8%/2,30%	2,52%/4,02% (dont0,89%)	-8,79%/-10,29%	-2,11%/-3,61%
<b>FR0000974149 Oddo Avenir Europe - ODDO BHF ASSET MANAGEMENT SAS - SRI : 4</b> 								
-1,25%	-1,44%	1,89% (dont 0,99%)	-3,14%	-3,33%	0,8%/2,30%	2,69%/4,19% (dont0,99%)	-3,94%/-5,44%	-4,13%/-5,63%
<b>LU0255977455 Pictet Biotech P Eur - PICTET ASSET MANAGEMENT EUROPE - SRI : 5</b>								
7,31%	0,55%	1,99% (dont 0,79%)	5,32%	-1,44%	0,8%/2,30%	2,79%/4,29% (dont0,79%)	4,52%/3,02%	-2,24%/-3,74%
<b>LU0280435388 Pictet Clean Energy Transition P Eur - PICTET ASSET MANAGEMENT EUROPE - SRI : 5</b>								
13,05%	5,18%	1,99% (dont 0,79%)	11,06%	3,19%	0,8%/2,30%	2,79%/4,29% (dont0,79%)	10,26%/8,76%	2,39%/0,89%
<b>IE00BF5FQ626 Polen Capital Focus US Growth - POLEN CAPITAL MANAGEMENT LLC - SRI : 5</b>								
23,95%	6,36%	1,57% (dont 0,72%)	22,38%	4,79%	0,8%/2,30%	2,37%/3,87% (dont0,72%)	21,58%/20,08%	3,99%/2,49%

Performance brute de l'UC (A)		Frais de gestion de l'UC dont frais rétrocedés (taux de rétrocessions de commissions) (B)	Performance nette de frais de gestion de l'UC (A-B)		Frais de gestion du contrat/frais GSMD* UC+ Mandat Contrat (C)	Frais totaux dont frais rétrocedés (taux de rétrocessions de commissions) (B+C)	Performance finale (A-B-C)	
Annuelle (2024)	Moyenne annualisée sur 5 ans (2024/2020) <sup>(2)</sup>		Annuelle (2024)	Moyenne annualisée sur 5 ans (2024/2020) <sup>(2)</sup>			Annuelle (2024)	Moyenne annualisée sur 5 ans (2024/2020) <sup>(2)</sup>
<b>LU0203975437 Robeco Capital Growth Funds Robeco Bp Global Premium Equities D Eur Cap - ROBECO LUXEMBOURG SA - SRI : 4</b>								
15,85%	10,68%	1,46% (dont 0,74%)	14,39%	9,22%	0,8%/2,30%	2,26%/3,76% (dont0,74%)	13,59% /12,09%	8,42% /6,92%
<b>LU0474363974 Robeco Capital Growth Funds Robeco Bp Us Large Cap Equities D Eur Acc - ROBECO LUXEMBOURG SA - SRI : 5</b>								
24,44%	12,96%	1,46% (dont 0,74%)	22,98%	11,5%	0,8%/2,30%	2,26%/3,76% (dont0,74%)	22,18% /20,68%	10,7% /9,2%
<b>LU0434928536 Robeco BP US Premium Equities - ROBECO LUXEMBOURG SA - SRI : 5</b>								
17,06%	13,21%	1,71% (dont 0,89%)	15,35%	11,5%	0,8%/2,30%	2,51%/4,01% (dont0,89%)	14,55% /13,05%	10,7% /9,2%
<b>LU0254836850 Robeco Capital Growth Funds Robeco Emerging Stars Equities D Eur - ROBECO LUXEMBOURG SA - SRI : 4</b>								
8,64%	1,84%	1,76% (dont 0,89%)	6,88%	0,08%	0,8%/2,30%	2,56%/4,06% (dont0,89%)	6,08% /4,58%	-0,72% /-2,22%
<b>LU0187079347 Robeco Capital Growth Funds Robeco Global Consumer Trends - ROBECO LUXEMBOURG SA - SRI : 5</b>								
20,07%	1,88%	1,71% (dont 0,89%)	18,36%	0,17%	0,8%/2,30%	2,51%/4,01% (dont0,89%)	17,56% /16,06%	-0,63% /-2,13%
<b>LU2146190835 Robeco Sam Sustainable Water Equities - GAM LUXEMBOURG SA - SRI : 4</b>								
13,02%	6,77%	1,71% (dont 0,89%)	11,31%	5,06%	0,8%/2,30%	2,51%/4,01% (dont0,89%)	10,51% /9,01%	4,26% /2,76%
<b>LU2390151236 Schroder IS Fund - Healthcare &amp; Innovation - SCHRODER INVESTMENT MANAGEMENT LIMITED - SRI : 4</b>								
8,46%	1,86%	1,86% (dont 0,74%)	6,6%	0%	0,8%/2,30%	2,66%/4,16% (dont0,74%)	5,8% /4,3%	-0,8% /-2,3%
<b>LU2390151236 Schroder IS Fund - Healthcare &amp; Innovation - SCHRODER INVESTMENT MANAGEMENT LIMITED - SRI : 4</b>								
8,46%	1,86%	1,86% (dont 0,74%)	6,6%	0%	0,8%/2,30%	2,66%/4,16% (dont0,74%)	5,8% /4,3%	-0,8% /-2,3%
<b>FR0000423147 SG Actions Energie - SOCIETE GENERALE GESTION - SRI : 5</b>								
0,77%	9,88%	2,13% (dont 1,38%)	-1,36%	7,75%	0,8%/2,30%	2,93%/4,43% (dont1,38%)	-2,16% /-3,66%	6,95% /5,45%
<b>FR0010286732 SG Actions Euro Largecap -SOCIETE GENERALE GESTION - SRI : 5</b>								
NC	NC	NC	NC	NC	0,8%/2,30%	NC	NC	NC
<b>FR0010397125 SG Actions Euro Sélection - SOCIETE GENERALE GESTION - SRI : 4</b>								
7,2%	10,32%	2,02% (dont 1,31%)	5,18%	8,3%	0,8%/2,30%	2,82%/4,32% (dont1,31%)	4,38% /2,88%	7,5% /6%
<b>FR0010316182 SG Actions Euro Small Cap - SOCIETE GENERALE GESTION - SRI : 4</b>								
0,64%	3,13%	2,12% (dont 1,38%)	-1,48%	1,01%	0,8%/2,30%	2,92%/4,42% (dont1,38%)	-2,28% /-3,78%	0,21% /-1,29%
<b>FR0000448847 SG Actions Europe Midcap Bc - SOCIETE GENERALE GESTION - SRI : 4</b>								
0,63%	0,22%	1,54% (dont 0,99%)	-0,91%	-1,32%	0,8%/2,30%	2,34%/3,84% (dont0,99%)	-1,71% /-3,21%	-2,12% /-3,62%
<b>FR0010284521 SG Actions Europe Restructurations C - SOCIETE GENERALE GESTION - SRI : 4</b>								
NC	NC	NC	NC	-100%	0,8%/2,30%	NC	NC	NC
<b>FR0010259994 SG Actions France - SOCIETE GENERALE GESTION - SRI : 4</b>								
1,66%	8,29%	1,97% (dont 0,91%)	-0,31%	6,32%	0,8%/2,30%	2,77%/4,27% (dont0,91%)	-1,11% /-2,61%	5,52% /4,02%
<b>FR0010287664 SG Actions France - SOCIETE GENERALE GESTION - SRI : 4</b>								
NC	NC	NC	NC	NC	0,8%/2,30%	NC	NC	NC
<b>FR0010284539 SG Actions Immobilier D - SOCIETE GENERALE GESTION - SRI : 5</b>								
-4,3%	-5,87%	2,12% (dont 1,38%)	-6,42%	-7,99%	0,8%/2,30%	2,92%/4,42% (dont1,38%)	-7,22% /-8,72%	-8,79% /-10,29%
<b>FR0010278408 SG Actions Japon - SOCIETE GENERALE GESTION - SRI : 4</b>								
15,57%	6,42%	1,72% (dont 1,1%)	13,85%	4,7%	0,8%/2,30%	2,52%/4,02% (dont1,1%)	13,05% /11,55%	3,9% /2,4%
<b>FR0000988503 SG Actions Luxe - SOCIETE GENERALE GESTION - SRI : 4</b>								
13,74%	9,71%	2,12% (dont 1,38%)	11,62%	7,59%	0,8%/2,30%	2,92%/4,42% (dont1,38%)	10,82% /9,32%	6,79% /5,29%
<b>FR0010260000 SG Actions Monde - SOCIETE GENERALE GESTION - SRI : 4</b>								
24,23%	12,1%	2,04% (dont 0,95%)	22,19%	10,06%	0,8%/2,30%	2,84%/4,34% (dont0,95%)	21,39% /19,89%	9,26% /7,76%
<b>FR0010929869 SG Actions Emergent - SOCIETE GENERALE GESTION - SRI : 4</b>								
11,95%	3,03%	1,96% (dont 1,05%)	9,99%	1,07%	0,8%/2,30%	2,76%/4,26% (dont1,05%)	9,19% /7,69%	0,27% /-1,23%






Performance brute de l'UC (A)		Frais de gestion de l'UC dont frais r�troced�s (taux de r�trocessions de commissions) (B)	Performance nette de frais de gestion de l'UC (A-B)		Frais de gestion du contrat/frais GSMD* UC+ Mandat Contrat (C)	Frais totaux dont frais r�troced�s (taux de r�trocessions de commissions) (B+C)	Performance finale (A-B-C)	
Annuelle (2024)	Moyenne annualis�e sur 5 ans (2024/2020) <sup>(2)</sup>		Annuelle (2024)	Moyenne annualis�e sur 5 ans (2024/2020) <sup>(2)</sup>			Annuelle (2024)	Moyenne annualis�e sur 5 ans (2024/2020) <sup>(2)</sup>
<b>FR0010278416 SG Actions Monde S�lection - SOCIETE GENERALE GESTION - SRI : 4</b>								
19,42%	14,63%	2,12% (dont 1,38%)	17,3%	12,51%	0,8%/2,30%	2,92%/4,42% (dont1,38%)	16,5% /15%	11,71% /10,21%
<b>FR0000424319 SG Actions Or - SOCIETE GENERALE GESTION - SRI : 6</b>								
23,6%	9,82%	2,46% (dont 1,38%)	21,14%	7,36%	0,8%/2,30%	3,26%/4,76% (dont1,38%)	20,34% /18,84%	6,56% /5,06%
<b>FR0010407247 SG Actions US - SOCIETE GENERALE GESTION - SRI : 5</b>								
28,8%	15,64%	1,96% (dont 1,1%)	26,84%	13,68%	0,8%/2,30%	2,76%/4,26% (dont1,1%)	26,04% /24,54%	12,88% /11,38%
<b>FR0000431538 SG Actions US Techno - SOCIETE GENERALE GESTION - SRI : 5</b>								
36,69%	17,97%	2,12% (dont 1,38%)	34,57%	15,85%	0,8%/2,30%	2,92%/4,42% (dont1,38%)	33,77% /32,27%	15,05% /13,55%
<b>FR0010431015 SG Amundi Actions France ISR - SOCIETE GENERALE GESTION - SRI : 5</b>								
-3,4%	7,01%	2,95% (dont 1,35%)	-6,35%	4,06%	0,8%/2,30%	3,75%/5,25% (dont1,35%)	-7,15% /-8,65%	3,26% /1,76%
<b>FR0013381035 SG Amundi Actions Monde Eau ISR - SOCIETE GENERALE GESTION - SRI : 4</b> 								
11,65%	11,8%	2,4% (dont 0,62%)	9,25%	9,4%	0,8%/2,30%	3,2%/4,7% (dont0,62%)	8,45% /6,95%	8,6% /7,1%
<b>FR0000444275 SG Amundi Actions Europe Environnement - SOCIETE GENERALE GESTION - SRI : 4</b> 								
0,67%	2,67%	1,94% (dont 1,1%)	-1,27%	0,73%	0,8%/2,30%	2,74%/4,24% (dont1,1%)	-2,07% /-3,57%	-0,07% /-1,57%
<b>FR00140097C3 SG BlackRock Actions Emergents - SG 29 HAUSSMANN - SRI : 4</b>								
7,18%	4,88%	1,99% (dont 1%)	5,19%	2,89%	0,8%/2,30%	2,79%/4,29% (dont1%)	4,39% /2,89%	2,09% /0,59%
<b>FR0050000688 SG BlackRock Actions Euro - SG 29 HAUSSMANN - SRI : 5</b>								
11,89%	1,44%	1,84% (dont 1,17%)	10,05%	-0,4%	0,8%/2,30%	2,64%/4,14% (dont1,17%)	9,25% /7,75%	-1,2% /-2,7%
<b>FR0050000100 SG BlackRock Actions US - SG 29 HAUSSMANN - SRI : 5</b>								
32,64%	10,78%	1,73% (dont 1,17%)	30,91%	9,05%	0,8%/2,30%	2,53%/4,03% (dont1,17%)	30,11% /28,61%	8,25% /6,75%
<b>FR0014000QG7 SG CPR Actions Monde Enjeu Climat Isr - SOCIETE GENERALE GESTION - SRI : 4</b> 								
21,78%	5,41%	2,28% (dont 0,97%)	19,5%	3,13%	0,8%/2,30%	3,08%/4,58% (dont0,97%)	18,7% /17,2%	2,33% /0,83%
<b>FR0010286740 SG Diversifie France 85 - SOCIETE GENERALE GESTION- SRI : 4</b>								
NC	NC	NC	NC	NC	0,8%/2,30%	NC	NC	NC
<b>FR0013535481 SG DNCA Actions Euro - SG 29 HAUSSMANN - SRI : 4</b>								
1,08%	1,08%	1,77% (dont 1,17%)	-0,69%	-0,69%	0,8%/2,30%	2,57%/4,07% (dont1,17%)	-1,49% /-2,99%	-1,49% /-2,99%
<b>FR0013535390 Sg Dnca Actions Europe Climat - - SRI :</b>								
NC	NC	NC	NC	0%	0,8%/2,30%	NC	NC	NC
<b>FR0013535523 SG Echiquier Actions Europe Mid Cap ISR - SG 29 HAUSSMANN - SRI : 4</b> 								
3,27%	-1,12%	2,62% (dont 1,66%)	0,65%	-3,74%	0,8%/2,30%	3,42%/4,92% (dont1,66%)	-0,15% /-1,65%	-4,54% /-6,04%
<b>FR0013535549 SG Echiquier Actions France Diversifi� ISR - SG 29 HAUSSMANN - SRI : 4</b> 								
-1,54%	4,22%	1,92% (dont 1,28%)	-3,46%	2,3%	0,8%/2,30%	2,72%/4,22% (dont1,28%)	-4,26% /-5,76%	1,5% /0%
<b>FR0050000449 SG Mirova Actions Europe Environnement Durable ISR - SG 29 HAUSSMANN - SRI : 4</b> 								
-6,58%	-2,66%	2,03% (dont 1,21%)	-8,61%	-4,69%	0,8%/2,30%	2,83%/4,33% (dont1,21%)	-9,41% /-10,91%	-5,49% /-6,99%
<b>FR0000000085 SG Mirova Actions Monde Climat - SG 29 HAUSSMANN - SRI : 4</b>								
19,55%	1,9%	1,9% (dont 1,21%)	17,65%	0%	0,8%/2,30%	2,7%/4,2% (dont1,21%)	16,85% /15,35%	-0,8% /-2,3%
<b>FR0050000431 SG Mirova Actions Monde Durable ISR - SG 29 HAUSSMANN - SRI : 4</b> 								
21,4%	9,94%	1,81% (dont 1,17%)	19,59%	8,13%	0,8%/2,30%	2,61%/4,11% (dont1,17%)	18,79% /17,29%	7,33% /5,83%
<b>FR0011558246 Sicav Echiquier Echiquier Entrepreneurs A - FINANCIERE DE L'ECHIQUEUR - SRI : 4</b>								
10,05%	-1,82%	2,26% (dont 1,13%)	7,79%	-4,08%	0,8%/2,30%	3,06%/4,56% (dont1,13%)	6,99% /5,49%	-4,88% /-6,38%

Performance brute de l'UC (A)		Frais de gestion de l'UC dont frais rétrocedés (taux de rétrocessions de commissions) (B)	Performance nette de frais de gestion de l'UC (A-B)		Frais de gestion du contrat/frais GSMD* UC+ Mandat Contrat (C)	Frais totaux dont frais rétrocedés (taux de rétrocessions de commissions) (B+C)	Performance finale (A-B-C)	
Annuelle (2024)	Moyenne annualisée sur 5 ans (2024/2020) <sup>(2)</sup>		Annuelle (2024)	Moyenne annualisée sur 5 ans (2024/2020) <sup>(2)</sup>			Annuelle (2024)	Moyenne annualisée sur 5 ans (2024/2020) <sup>(2)</sup>
<b>FR0011360700 Sicav Echiquier Echiquier Value Euro A - FINANCIERE DE L'ECHIQUIER - SRI : 4</b>								
-5,26%	5,06%	2,27% (dont 0,9%)	-7,53%	2,79%	0,8%/2,30%	3,07%/4,57% (dont0,9%)	-8,33% /-9,83%	1,99% /0,49%
<b>FR0010145185 Sogéactions Sélection Monde - SOCIETE GENERALE GESTION - SRI : 4</b>								
14,29%	11,72%	2,14% (dont 1,36%)	12,15%	9,58%	0,8%/2,30%	2,94%/4,44% (dont1,36%)	11,35% /9,85%	8,78% /7,28%
<b>LU1704850178 Solys Via Smart Income World - LYXOR ASSET MANAGEMENT - SRI : NC</b>								
NC	NC	NC	NC	NC	0,8%/2,30%	NC	NC	NC
<b>FR0013076452 Sycomore Selection Responsable A - SYCOMORE ASSET MANAGEMENT - SRI : 4</b> 								
15,03%	4,81%	1,5% (dont 0,49%)	13,53%	3,31%	0,8%/2,30%	2,3%/3,8% (dont0,49%)	12,73% /11,23%	2,51% /1,01%
<b>LU0352162191 Ubam Swiss Equity A Eur Acc H - UBP ASSET MANAGEMENT EUROPE - SRI : 4</b>								
12,16%	NC	1,44% (dont 0,49%)	10,72%	NC	0,8%/2,30%	2,24%/3,74% (dont0,49%)	9,92% /8,42%	NC
<b>LU0511785726 Ubs (Lux) Equity Sicav Usa Growth (Usd) P Eur Hedged - UBS FUND MANAGEMENT (Luxembourg) SA - SRI : 5</b>								
30,78%	6,75%	2,1% (dont 0,82%)	28,68%	4,65%	0,8%/2,30%	2,9%/4,4% (dont0,82%)	27,88% /26,38%	3,85% /2,35%
<b>Fonds obligations</b>								
<b>FR001400BQ78 29 Haussmann Euro Crédit ISR - SG 29 HAUSSMANN - SRI : 2</b> 								
5,48%	NC	0,86% (dont 0,48%)	4,62%	NC	0,8%/2,30%	1,66%/3,16% (dont0,48%)	3,82% /2,32%	NC
<b>FR001400N3U0 29 Haussmann Euro Obligations d'Etats - SG 29 HAUSSMANN - SRI : 3</b>								
NC	NC	NC	NC	NC	0,8%/2,30%	NC	NC	NC
<b>IE00B8J38129 Algebris Financial Credit Fund - ALGEBRIS INVESTMENTS - SRI : 3</b>								
8,36%	1,88%	0% (dont 0,69%)	0%	1,88%	0,8%/2,30%	0,8%/2,3% (dont0,69%)	-0,8% /-2,3%	1,08% /-0,42%
<b>LU0706716387 Allianz Convertible Bond At Eur - ALLIANZ GLOBAL INVESTORS LUXEMBOURG - SRI : 3</b>								
7,82%	-0,27%	1,4% (dont 0,6%)	6,42%	-1,67%	0,8%/2,30%	2,2%/3,7% (dont0,6%)	5,62% /4,12%	-2,47% /-3,97%
<b>LU1145633407 Allianz Euro Credit SRI - ALLIANZ GLOBAL INVESTORS EUROPE GMBH - SRI : 3</b>								
7,14%	-1,55%	1,14% (dont 0,49%)	6%	-2,69%	0,8%/2,30%	1,94%/3,44% (dont0,49%)	5,2% /3,7%	-3,49% /-4,99%
<b>IE00BGMHJH08 Amundi Marathon Emerging Markets Bond Fund - AMUNDIASSET MANAGEMENT- SRI : 3</b>								
5,15%	-3,4%	1,65% (dont 0,7%)	3,5%	-5,05%	0,8%/2,30%	2,45%/3,95% (dont0,7%)	2,7% /1,2%	-5,85% /-7,35%
<b>LU1287023003 Amundi Euro Government Bond 5 7Y Ucits Etf Acc - AMUNDI ASSET MANAGEMENT - SRI : 3</b>								
2,17%	-1,75%	0,15% (dont 0%)	2,02%	-1,9%	0,8%/2,30%	0,95%/2,45% (dont0%)	1,22% /-0,28%	-2,7% /-4,2%
<b>LU0616241476 Amundi Funds - Euro Aggregate Bond - AMUNDI LUXEMBOURG - SRI : 3</b>								
4,33%	-0,99%	1,11% (dont 0,55%)	3,22%	-2,1%	0,8%/2,30%	1,91%/3,41% (dont0,55%)	2,42% /0,92%	-2,9% /-4,4%
<b>LU0201576401 Amundi Funds Bond Euro Inflation Ae - AMUNDI LUXEMBOURG - SRI : 3</b>								
0,49%	-1,25%	1,03% (dont 0,52%)	-0,54%	-2,28%	0,8%/2,30%	1,83%/3,33% (dont0,52%)	-1,34% /-2,84%	-3,08% /-4,58%
<b>LU0907913460 Amundi Funds Emerging Markets Hard Currency Bond - AMUNDI LUXEMBOURG - SRI : 3</b>								
7,17%	0,02%	1,55% (dont 0,83%)	5,62%	-1,53%	0,8%/2,30%	2,35%/3,85% (dont0,83%)	4,82% /3,32%	-2,33% /-3,83%
<b>LU0119099819 Amundi Funds Euro Corporate Bond - AMUNDI LUXEMBOURG - SRI : 3</b>								
6,7%	NC	1,1% (dont 0,55%)	5,6%	NC	0,8%/2,30%	1,9%/3,4% (dont0,55%)	4,8% /3,3%	NC
<b>LU0119110723 Amundi Funds Euro High Yield Bond Ae - AMUNDI LUXEMBOURG - SRI : 3</b>								
9%	0,91%	1,49% (dont 0,83%)	7,51%	-0,58%	0,8%/2,30%	2,29%/3,79% (dont0,83%)	6,71% /5,21%	-1,38% /-2,88%
<b>LU1880401101 Amundi Funds US Bond - AMUNDI LUXEMBOURG - SRI : 3</b>								
9,41%	1,74%	1,03% (dont 0,52%)	8,38%	0,71%	0,8%/2,30%	1,83%/3,33% (dont0,52%)	7,58% /6,08%	-0,09% /-1,59%
<b>LU0839528907 Amundi Funds Euro Corporate Bond A2 - AMUNDI LUXEMBOURG - SRI : 3</b>								
6,7%	-0,86%	1,2% (dont 0,62%)	5,5%	-2,06%	0,8%/2,30%	2%/3,5% (dont0,62%)	4,7% /3,2%	-2,86% /-4,36%

Performance brute de l'UC (A)		Frais de gestion de l'UC dont frais rétrocedés (taux de rétrocessions de commissions) (B)	Performance nette de frais de gestion de l'UC (A-B)		Frais de gestion du contrat/frais GSMD* UC+ Mandat Contrat (C)	Frais totaux dont frais rétrocedés (taux de rétrocessions de commissions) (B+C)	Performance finale (A-B-C)	
Annuelle (2024)	Moyenne annualisée sur 5 ans (2024/2020) <sup>(2)</sup>		Annuelle (2024)	Moyenne annualisée sur 5 ans (2024/2020) <sup>(2)</sup>			Annuelle (2024)	Moyenne annualisée sur 5 ans (2024/2020) <sup>(2)</sup>
<b>LU1215415214 Amundi Index Solutions - AMUNDI EURO HIGH YIELD BOND ESG - AMUNDI ASSET MANAGEMENT - SRI : 3</b>								
6,36%	0,35%	0,35% (dont 0%)	6,01%	0%	0,8%/2,30%	1,15%/2,65% (dont NC)	5,21% /3,71%	-0,8% /-2,3%
<b>LU1437018598 Amundi Euro Government Bond UCITS ETF Acc - AMUNDI ASSET MANAGEMENT - SRI : 3</b>								
NC	NC	NC	NC	NC	0,8%/2,30%	NC	NC	NC
<b>FR0010032573 Amundi Oblig Internationales I - AMUNDI ASSET MANAGEMENT - SRI : 3</b>								
5,01%	0,72%	0,9% (dont 0,52%)	4,11%	-0,18%	0,8%/2,30%	1,7%/3,2% (dont0,52%)	3,31% /1,81%	-0,98% /-2,48%
<b>FR0013531241 Amundi Social Bonds I Eur C - AMUNDI ASSET MANAGEMENT - SRI : 2</b>								
2,82%	NC	0,54% (dont 0,13%)	2,28%	NC	0,8%/2,30%	1,34%/2,84% (dont0,13%)	1,48% /-0,02%	NC
<b>LU0658026603 Axa IM Fixed Income Investment Strategies Europe Short Duration High Yield F Eur - AXA INVESTMENTS MANAGERS - SRI : 2</b>								
5,93%	1,77%	1,18% (dont 0,25%)	4,75%	0,59%	0,8%/2,30%	1,98%/3,48% (dont0,25%)	3,95% /2,45%	-0,21% /-1,71%
<b>LU0546066993 Axa IM Fixed Income Investment Strategies - US Corporate Bonds F Capitalisation EUR (Hedged) - AXA INVESTMENTS MANAGERS - SRI : 2</b>								
2,71%	-2,07%	0,96% (dont 0,41%)	1,75%	-3,03%	0,8%/2,30%	1,76%/3,26% (dont0,41%)	0,95% /-0,55%	-3,83% /-5,33%
<b>LU0292585626 Axa IM Fixed Income Investment Strategies - US Short Duration High Yield F Capitalisation - AXA INVESTMENTS MANAGERS - SRI : 2</b>								
5,24%	2,45%	1,22% (dont 0,25%)	4,02%	1,23%	0,8%/2,30%	2,02%/3,52% (dont0,25%)	3,22% /1,72%	0,43% /-1,07%
<b>LU0194346564 Axa IM FIIS US Short Duration High Yield - AXA INVESTMENTS MANAGERS - SRI : 2</b>								
5,27%	2,45%	1,13% (dont 0,25%)	4,14%	1,32%	0,8%/2,30%	1,93%/3,43% (dont0,25%)	3,34% /1,84%	0,52% /-0,98%
<b>LU0164100710 Axa WF Euro Credit Plus - AXA INVESTMENTS MANAGERS - SRI : 2</b>								
6,87%	1,06%	1,12% (dont 0,49%)	5,75%	-0,06%	0,8%/2,30%	1,92%/3,42% (dont0,49%)	4,95% /3,45%	-0,86% /-2,36%
<b>LU0251661756 Axa World Funds Euro Credit Short Duration A - AXA INVESTMENTS MANAGERS - SRI : 2</b>								
5,1%	NC	0,86% (dont 0,35%)	4,24%	NC	0,8%/2,30%	1,66%/3,16% (dont0,35%)	3,44% /1,94%	NC
<b>LU0266009793 Axa World Funds Global Inflation Bonds A - AXA INVESTMENTS MANAGERS - SRI : 3</b>								
-2,1%	NC	0,85% (dont 0,33%)	-2,95%	NC	0,8%/2,30%	1,65%/3,15% (dont0,33%)	-3,75% /-5,25%	NC
<b>LU1790047804 Axa WF Global Inflation Bonds Redex - AXA INVESTMENTS MANAGERS - SRI : 2</b>								
3,77%	NC	0,94% (dont 0,35%)	2,83%	NC	0,8%/2,30%	1,74%/3,24% (dont0,35%)	2,03% /0,53%	NC
<b>LU0800572702 Axa World Funds Sicav Act Emerging Markets Short Duration Bonds Low Carbon - AXA INVESTMENTS MANAGERS - SRI : 2</b>								
7,31%	-2,16%	1,32% (dont 0,49%)	5,99%	-3,48%	0,8%/2,30%	2,12%/3,62% (dont0,49%)	5,19% /3,69%	-4,28% /-5,78%
<b>LU0800573007 Axa World Funds Sicav Act Emerging Markets Short Duration Bonds Low Carbon C Eur - - SRI : 2<sup>(3)</sup></b>								
7,4%	-100%	1,57% (dont 0%)	5,83%	-101,57%	0,8%/2,30%	2,37%/3,87% (dont0%)	5,03% /3,53%	-102,37% /-103,87%
<b>LU0050372472 Blackrock Global Funds Euro Bond Fund A2 Eur - BLACKROCK INVESTMENTS MANAGERS - SRI : 3</b>								
2,92%	-2,75%	0,98% (dont 0,44%)	1,94%	-3,73%	0,8%/2,30%	1,78%/3,28% (dont0,44%)	1,14% /-0,36%	-4,53% /-6,03%
<b>LU0162658883 Blackrock Global Funds - Euro Corporate Bond Fund - BLACKROCK LUXEMBOURG SA - SRI : 2</b>								
4,95%	0,35%	1,02% (dont 0,47%)	3,93%	-0,67%	0,8%/2,30%	1,82%/3,32% (dont0,47%)	3,13% /1,63%	-1,47% /-2,97%
<b>LU0012119607 Candriam Bonds Euro High Yield - CANDRIAM - SRI : 3</b>								
8,62%	4,33%	1,49% (dont 0,65%)	7,13%	1,49%	0,8%/2,30%	2,29%/3,79% (dont0,65%)	6,33% /4,83%	0,69% /-0,81%
<b>LU1644441120 Candriam Sustainable Bond Global High Yield - CANDRIAM - SRI : 3</b>								
5,4%	3,35%	1,42% (dont 0,71%)	3,98%	1,93%	0,8%/2,30%	2,22%/3,72% (dont0,71%)	3,18% /1,68%	1,13% /-0,37%
<b>LU0336084032 Carmignac Portfolio Flexible Bond A Eur - CARMIGNAC GESTION LUXEMBOURG - SRI : 2</b>								
6,64%	0,3%	1,22% (dont 0,46%)	5,42%	-0,92%	0,8%/2,30%	2,02%/3,52% (dont0,46%)	4,62% /3,12%	-1,72% /-3,22%
<b>FR0010149120 Carmignac Securite - CARMIGNAC GESTION - SRI : 2</b>								
6,39%	0,9%	1,11% (dont 0,46%)	5,28%	-0,21%	0,8%/2,30%	1,91%/3,41% (dont0,46%)	4,48% /2,98%	-1,01% /-2,51%

Performance brute de l'UC (A)		Frais de gestion de l'UC dont frais r�troced�s (taux de r�trocessions de commissions) (B)	Performance nette de frais de gestion de l'UC (A-B)		Frais de gestion du contrat/frais GSMD* UC+ Mandat Contrat (C)	Frais totaux dont frais r�troced�s (taux de r�trocessions de commissions) (B+C)	Performance finale (A-B-C)	
Annuelle (2024)	Moyenne annualis�e sur 5 ans (2024/2020) <sup>(2)</sup>		Annuelle (2024)	Moyenne annualis�e sur 5 ans (2024/2020) <sup>(2)</sup>			Annuelle (2024)	Moyenne annualis�e sur 5 ans (2024/2020) <sup>(2)</sup>
<b>BE0943877671 DPAM B Bonds Eur - DEGROOF PETERCAM AM SA - SRI : 3</b>								
2,4%	-2,55%	0,67% (dont 0,2%)	1,73%	-3,22%	0,8%/2,30%	1,47%/2,97% (dont0,2%)	0,93% /-0,57%	-4,02% /-5,52%
<b>FR0011034495 EDR Sicav Financial Bonds A Eur - EDMOND ROTHSCILD AM FRANCE SA - SRI : 3</b>								
9,98%	1,27%	1,24% (dont 0,6%)	8,74%	0,03%	0,8%/2,30%	2,04%/3,54% (dont0,6%)	7,94% /6,44%	-0,77% /-2,27%
<b>LU0251130802 Fidelity Funds European High Yield Fund A Acc Eur - FIL FUND MANAGEMENT LIMITED - SRI : 3</b>								
9,42%	1,77%	1,4% (dont 0,59%)	8,02%	0,37%	0,8%/2,30%	2,2%/3,7% (dont0,59%)	7,22% /5,72%	-0,43% /-1,93%
<b>LU0110060430 Fidelity Funds European High Yield Fund A Eur - FIL FUND MANAGEMENT LIMITED - SRI : 3<sup>(4)</sup></b>								
9,4%	-1,28%	1,4% (dont 0,59%)	8%	-2,68%	0,8%/2,30%	2,2%/3,7% (dont0,59%)	7,2% /5,7%	-3,48% /-4,98%
<b>LU0152980495 Franklin Templeton Investment Funds Templeton Global Bond Fund A - FRANKLIN TEMPLETON FRANCE SA - SRI : 3</b>								
-4,68%	-0,74%	1,38% (dont 0,57%)	-6,06%	-2,12%	0,8%/2,30%	2,18%/3,68% (dont0,57%)	-6,86% /-8,36%	-2,92% /-4,42%
<b>LU0262418394 Goldman Sachs Emerging Markets Debt Portfolio - GOLDMAN SACHS AM GLB SERV LTD - SRI : 3</b>								
5,34%	-1,07%	1,41% (dont 0,68%)	3,93%	-2,48%	0,8%/2,30%	2,21%/3,71% (dont0,68%)	3,13% /1,63%	-3,28% /-4,78%
<b>LU0165128348 Hsbc Gif Euro High Yield Bond - HSBC INVESTMENT FUNDS LUXEMB - SRI : 3</b>								
6,22%	NC	1,34% (dont 0,54%)	4,88%	NC	0,8%/2,30%	2,14%/3,64% (dont0,54%)	4,08% /2,58%	NC
<b>FR0010061283 Hsbc Rif Sri Euro Bond Ac - HSBC GLOBAL ASSET MANAGEMENT FCP (France) - SRI : 3</b> 								
3,17%	NC	0,9% (dont 0,4%)	2,27%	NC	0,8%/2,30%	1,7%/3,2% (dont0,4%)	1,47% /-0,03%	NC
<b>IE00BYZTVT56 Ishares Eur Corp Bond Esg Ucits Etf - BLACKROCK ASSET MGT IRELAND - SRI : 2</b> 								
4,29%	NC	0,15% (dont 0%)	4,14%	NC	0,8%/2,30%	0,95%/2,45% (dont0%)	3,34% /1,84%	NC
<b>LU0512127621 Jpmorgan Funds - EMERGING MARKETS CORPORATE BOND EUR HEDGED - - SRI : 3</b>								
6,41%	-100%	1,25% (dont 0%)	5,16%	-101,25%	0,8%/2,30%	2,05%/3,55% (dont0%)	4,36% /2,86%	-102,05% /-103,55%
<b>FR0010657601 La Francaise Multistrategies Obligataires R - LA FRANCAISE AM - SRI : 2</b>								
5,35%	-1,45%	1,92% (dont 0,57%)	3,43%	-3,37%	0,8%/2,30%	2,72%/4,22% (dont0,57%)	2,63% /1,13%	-4,17% /-5,67%
<b>LU1390062245 Lyxor Eur 2 10Y Inflation Expectations Ucits Etf Acc - AMUNDI ASSET MANAGEMENT - SRI : 2</b>								
2,25%	0%	0,25% (dont 0%)	2%	0,6%	0,8%/2,30%	1,05%/2,55% (dont0%)	1,2% /-0,3%	-0,2% /-1,7%
<b>LU1598691217 Lyxor Index Fund Lyxor Euromts 10Y Itl Gv Bnd - AMUNDI ASSET MANAGEMENT - SRI : 3</b>								
5,96%	NC	0,17% (dont 0%)	5,79%	NC	0,8%/2,30%	0,97%/2,47% (dont0%)	4,99% /3,49%	NC
<b>LU1686830909 Lyxor Index Fund Lyxor Iboxx \$ Liquid Emerging Markets Sovereigns Ucits Etf - AMUNDI ASSET MANAGEMENT - SRI : 3</b>								
3,29%	NC	0,3% (dont 0%)	2,99%	NC	0,8%/2,30%	1,1%/2,6% (dont0%)	2,19% /0,69%	NC
<b>LU1670722161 M&amp;G (Lux) Investment Funds M&amp;G Global Floating Rate High Yield Fund A H Eur Acc - M&amp;G SECURITIES LTD - SRI : 3</b>								
7,85%	3,71%	1,22% (dont 0,54%)	6,63%	2,49%	0,8%/2,30%	2,02%/3,52% (dont0,54%)	5,83% /4,33%	1,69% /0,19%
<b>LU0979136255 Moorea Fund - Euro High Yield - SG PRIVATE WEALTH MANAGEMENT - SRI : 2</b>								
8,42%	2,47%	1,2% (dont 0,5%)	7,22%	1,27%	0,8%/2,30%	2%/3,5% (dont0,5%)	6,42% /4,92%	0,47% /-1,03%
<b>LU2564068026 Moorea Fund SG Credit Millesime 2028 - SG PRIVATE WEALTH MANAGEMENT - SRI : 2</b>								
4,95%	NC	1% (dont 0,55%)	3,95%	NC	0,8%/2,30%	1,8%/3,3% (dont0,55%)	3,15% /1,65%	NC
<b>LU2716662098 Moorea Fund SG Credit Millesime 2029 RE - SG PRIVATE WEALTH MANAGEMENT - SRI : 2</b>								
NC	NC	NC	NC	NC	0,8%/2,30%	NC	NC	NC
<b>LU1023727867 Moorea Fund -SUSTAINABLE EURO FIXED INCOME - SG PRIVATE WEALTH MANAGEMENT - SRI : 2</b>								
6,99%	0,98%	1% (dont 0,4%)	5,99%	-0,02%	0,8%/2,30%	1,8%/3,3% (dont0,4%)	5,19% /3,69%	-0,82% /-2,32%
<b>LU1115951946 Moorea Fund Sustainable Floating Rate Income Re - SG PRIVATE WEALTH MANAGEMENT - SRI : 2</b>								
5,57%	1,37%	0,9% (dont 0,2%)	4,67%	0,47%	0,8%/2,30%	1,7%/3,2% (dont0,2%)	3,87% /2,37%	-0,33% /-1,83%

Performance brute de l'UC (A)		Frais de gestion de l'UC dont frais r�troced�s (taux de r�trocessions de commissions) (B)	Performance nette de frais de gestion de l'UC (A-B)		Frais de gestion du contrat/frais GSMD* UC+ Mandat Contrat (C)	Frais totaux dont frais r�troced�s (taux de r�trocessions de commissions) (B+C)	Performance finale (A-B-C)	
Annuelle (2024)	Moyenne annualis�e sur 5 ans (2024/2020) <sup>(2)</sup>		Annuelle (2024)	Moyenne annualis�e sur 5 ans (2024/2020) <sup>(2)</sup>			Annuelle (2024)	Moyenne annualis�e sur 5 ans (2024/2020) <sup>(2)</sup>
<b>LU1829219127 Multi Units Luxembourg Amundi Eur Corporate Bond Pab Net Zero Ambition Ucits Etf Acc - AMUNDI ASSET MANAGEMENT - SRI : 2</b>								
4,54%	-0,9%	0,14% (dont 0%)	4,4%	-1,04%	0,8%/2,30%	0,94%/2,44% (dont0%)	3,6% /2,1%	-1,84% /-3,34%
<b>LU1650489385 Multi Units Luxembourg Amundi Euro Government Bond 10-15Y UCITS ETF ACC - AMUNDI ASSET MANAGEMENT - SRI : 3</b>								
1,77%	-4,35%	0,15% (dont 0%)	1,62%	-4,5%	0,8%/2,30%	0,95%/2,45% (dont0%)	0,82% /-0,68%	-5,3% /-6,8%
<b>LU1650488494 Multi Units Luxembourg Amundi Euro Government Bond 3 5Y Ucits Etf Acc - AMUNDI ASSET MANAGEMENT - SRI : 2</b>								
2,47%	-0,96%	0,15% (dont 0%)	2,32%	-1,11%	0,8%/2,30%	0,95%/2,45% (dont0%)	1,52% /0,02%	-1,91% /-3,41%
<b>LU1563454310 Multi Units Luxembourg Amundi Global Aggregate Green Bond Ucits Etf Acc - AMUNDI ASSET MANAGEMENT - SRI : 3</b> 								
3,83%	-2,23%	0,25% (dont 0%)	3,58%	-2,48%	0,8%/2,30%	1,05%/2,55% (dont0%)	2,78% /1,28%	-3,28% /-4,78%
<b>LU1390062831 Multi Units Luxembourg Amundi Us Inflation Expectations 10Y Ucits Etf Acc - AMUNDI ASSET MANAGEMENT - SRI : 3</b>								
6,56%	8,12%	0,25% (dont 0%)	6,31%	7,87%	0,8%/2,30%	1,05%/2,55% (dont0%)	5,51% /4,01%	7,07% /5,57%
<b>LU1681041114 Multi Units Luxembourg Lyxor Euro Floating Rate Note Ucits Etf - AMUNDI LUXEMBOURG SA - SRI : 2</b>								
4,43%	0%	0,18% (dont 0%)	4,25%	1,98%	0,8%/2,30%	0,98%/2,48% (dont0%)	3,45% /1,95%	1,18% /-0,32%
<b>IE00B3MB7B14 Muzinich Funds Muzinich Short Duration High Yield Fund Eur R - MUZINICH &amp; CO IRELAND LTD - SRI : 3</b>								
5,64%	0,75%	1,29% (dont 0,54%)	4,35%	-0,54%	0,8%/2,30%	2,09%/3,59% (dont0,54%)	3,55% /2,05%	-1,34% /-2,84%
<b>IE00BF8H6M17 Muzinich Long Short Eur Nr - MUZINICH &amp; CO IRELAND LTD - SRI : 2</b>								
6,84%	NC	1,77% (dont 0,74%)	5,07%	NC	0,8%/2,30%	2,57%/4,07% (dont0,74%)	4,27% /2,77%	NC
<b>IE00BYV1RN13 Neuberger Berman Corporate Hybrid Bond - NEUBERGER BERMAN EUROPE LTD - SRI : 2</b>								
8,44%	-100%	0% (dont 0%)	11,83%	-100%	0,8%/2,30%	0,8%/2,3% (dont0%)	11,03% /9,53%	-100,8% /-102,3%
<b>IE00BDZRWZ54 Neuberger Berman Short Emerging Market Debt Fund - NEUBERGER BERMAN EUROPE LTD - SRI : 2</b>								
6,56%	0,04%	1,09% (dont 0%)	0%	-1,05%	0,8%/2,30%	1,89%/3,39% (dont0%)	-0,8% /-2,3%	-1,85% /-3,35%
<b>FR0000003196 Ostrum SRI Euro Sovereign Bonds - NATIXIS INVESTMENT MANAGERS INTERNATIONAL SA - SRI : 3</b> 								
1,63%	-2,41%	0,71% (dont 0,4%)	3,42%	-3,12%	0,8%/2,30%	1,51%/3,01% (dont0,4%)	2,62% /1,12%	-3,92% /-5,42%
<b>FR0013241031 Ostrum Sri Obli Euro 3-5 ANS GP - NATIXIS INVESTMENT MANAGERS INTERNATIONAL SA - SRI : 2</b> 								
2,57%	NC	0,52% (dont 0%)	2,05%	NC	0,8%/2,30%	1,32%/2,82% (dont0%)	1,25% /-0,25%	NC
<b>IE00B84J9L26 Pimco GIS Income - PIMCO GLOBAL ADVISORS IRELAN - SRI : 3</b>								
2,83%	-0,48%	0% (dont 0,72%)	2,83%	-0,48%	0,8%/2,30%	0,8%/2,3% (dont0,72%)	-0,8% /-2,3%	-1,28% /-2,78%
<b>IE00B11XZB05 Pimco Gis Total Return Bond E Hedged - PIMCO GLOBAL ADVISORS IRELAN - SRI : 3</b>								
1,58%	-3,87%	1,4% (dont 0,69%)	0,18%	-5,27%	0,8%/2,30%	2,2%/3,7% (dont0,69%)	-0,62% /-2,12%	-6,07% /-7,57%
<b>FR0010697482 R-CO Conviction Credit 12M Euro C Eur - ROTHSCHILD &amp; CO AM EUROPE SCS - SRI : 2</b>								
4,55%	1,07%	0,56% (dont 0,25%)	3,99%	0,51%	0,8%/2,30%	1,36%/2,86% (dont0,25%)	3,19% /1,69%	-0,29% /-1,79%
<b>FR001400IBH5 R-CO Target 2027 Hy F Eur - ROTHSCHILD &amp; CO AM EUROPE SCS - SRI : 3</b>								
NC	NC	NC	NC	NC	0,8%/2,30%	NC	NC	NC
<b>FR001400KAL5 R-CO Target 2029 Ig C Eur - ROTHSCHILD &amp; CO AM EUROPE SCS - SRI : 2</b>								
NC	NC	NC	NC	NC	0,8%/2,30%	NC	NC	NC
<b>LU1514167722 Schroder International Selection Fund - GLOBAL CREDIT INCOME A EUR H ACC - SCHRODER INVESTMENT MANAGEMENT LIMITED - SRI : 3</b>								
5,78%	-0,91%	1,42% (dont 0,54%)	4,36%	-2,33%	0,8%/2,30%	2,22%/3,72% (dont0,54%)	3,56% /2,06%	-3,13% /-4,63%
<b>FR0050000423 SG BlackRock Obligations Euro - SG 29 HAUSSMANN - SRI : 3</b>								
2,57%	-2,97%	1,03% (dont 0,69%)	1,54%	-4%	0,8%/2,30%	1,83%/3,33% (dont0,69%)	0,74% /-0,76%	-4,8% /-6,3%
<b>FR0050000456 SG Mirova Obligations Vertes - SG 29 HAUSSMANN - SRI : 2</b>								
2,32%	-3,88%	1,08% (dont 0,69%)	1,24%	-4,96%	0,8%/2,30%	1,88%/3,38% (dont0,69%)	0,44% /-1,06%	-5,76% /-7,26%







Performance brute de l'UC (A)		Frais de gestion de l'UC dont frais rétrocedés (taux de rétrocessions de commissions) (B)	Performance nette de frais de gestion de l'UC (A-B)		Frais de gestion du contrat/frais GSMD* UC+ Mandat Contrat (C)	Frais totaux dont frais rétrocedés (taux de rétrocessions de commissions) (B+C)	Performance finale (A-B-C)	
Annuelle (2024)	Moyenne annualisée sur 5 ans (2024/2020) <sup>(2)</sup>		Annuelle (2024)	Moyenne annualisée sur 5 ans (2024/2020) <sup>(2)</sup>			Annuelle (2024)	Moyenne annualisée sur 5 ans (2024/2020) <sup>(2)</sup>
<b>FR0050000837 SG Oblig Entreprises Euro ISR - SOCIETE GENERALE GESTION - SRI : 2</b> 								
7,37%	0%	1,66% (dont 0,69%)	5,71%	-2,59%	0,8%/2,30%	2,46%/3,96% (dont0,69%)	4,91% /3,41%	-3,39% /-4,89%
<b>FR0010283853 SG Oblig Etat Euro P - SOCIETE GENERALE GESTION - SRI : 3</b>								
2,25%	-1,64%	1,03% (dont 0,62%)	1,22%	-2,67%	0,8%/2,30%	1,83%/3,33% (dont0,62%)	0,42% /-1,08%	-3,47% /-4,97%
<b>FR0011269620 SG Oblig Etat Euro R - SOCIETE GENERALE GESTION - SRI : 3</b>								
2,26%	-1,65%	0,63% (dont 0,35%)	46,21%	-2,28%	0,8%/2,30%	1,43%/2,93% (dont0,35%)	45,41% /43,91%	-3,08% /-4,58%
<b>FR0010286765 SG Oblig Monde - SOCIETE GENERALE GESTION - SRI : 3</b>								
4,9%	0,34%	1,23% (dont 0,76%)	3,67%	-0,89%	0,8%/2,30%	2,03%/3,53% (dont0,76%)	2,87% /1,37%	-1,69% /-3,19%
<b>FR0012223535 SG Oblig Revenu Annuel - SOCIETE GENERALE GESTION - SRI : 2</b>								
3,24%	0,41%	1,08% (dont 0,66%)	2,16%	-0,67%	0,8%/2,30%	1,88%/3,38% (dont0,66%)	1,36% /-0,14%	-1,47% /-2,97%
<b>FR0010260018 SG Obligations - SOCIETE GENERALE GESTION - SRI : 3</b>								
3,19%	-0,65%	1,08% (dont 0,65%)	2,11%	-1,73%	0,8%/2,30%	1,88%/3,38% (dont0,65%)	1,31% /-0,19%	-2,53% /-4,03%
<b>FR0050000829 SG Amundi Obligations Vertes - SOCIETE GENERALE GESTION - SRI : 3</b> 								
3,08%	0%	1,55% (dont 0,77%)	1,53%	-5,61%	0,8%/2,30%	2,35%/3,85% (dont0,77%)	0,73% /-0,77%	-6,41% /-7,91%
<b>FR0011192285 SG Trésorerie 6 Mois - SOCIETE GENERALE GESTION - SRI : 1<sup>(4)</sup></b>								
4,52%	1,63%	0,76% (dont 0,36%)	3,76%	0,87%	0,8%/2,30%	1,56%/3,06% (dont0,36%)	2,96% /1,46%	0,07% /-1,43%
<b>FR0010460493 Tikehau European High Yield R Eur - TIKEHAU INVESTMENT MANAGEMENT - SRI : 3</b>								
10,53%	2,51%	1,3% (dont 0,65%)	9,23%	1,21%	0,8%/2,30%	2,1%/3,6% (dont0,65%)	8,43% /6,93%	0,41% /-1,09%
<b>LU1585265066 Tikehau Fund - TIKEHAU SHORT DURATION R - TIKEHAU INVESTMENT MANAGEMENT - SRI : 2</b>								
5,69%	1,22%	1,14% (dont 0,54%)	4,55%	0,08%	0,8%/2,30%	1,94%/3,44% (dont0,54%)	3,75% /2,25%	-0,72% /-2,22%
<b>Fonds mixtes</b>								
<b>FR0007040373 29 Haussmann Équilibre - SG 29 HAUSSMANN - SRI : 3</b> 								
7,66%	4,98%	1,49% (dont 0,81%)	0,06%	3,49%	0,8%/2,30%	2,29%/3,79% (dont0,81%)	-0,74% /-2,24%	2,69% /1,19%
<b>FR0010902726 29 Haussmann Euro Rendement - SG 29 HAUSSMANN - SRI : 3</b> 								
7,92%	3,91%	1,1% (dont 0,57%)	10,75%	2,81%	0,8%/2,30%	1,9%/3,4% (dont0,57%)	9,95% /8,45%	2,01% /0,51%
<b>FR0013506342 29 Haussmann Flexible Multi-stratégies - SG 29 HAUSSMANN - SRI : 3</b>								
8,3%	1,15%	1,25% (dont 0,6%)	7,05%	-0,1%	0,8%/2,30%	2,05%/3,55% (dont0,6%)	6,25% /4,75%	-0,9% /-2,4%
<b>IE00BKTN1W83 Amundi Bridgewater Core Global Macro Fund A1 Eur Accc - AMUNDI ASSET MANAGEMENT - SRI : 3</b>								
7,25%	0,64%	2,4% (dont 0,5%)	4,85%	-1,76%	0,8%/2,30%	3,2%/4,7% (dont0,5%)	4,05% /2,55%	-2,56% /-4,06%
<b>FR0000170193 Axa Aedificandi D - AXA INVESTMENTS MANAGERS - SRI : 5</b>								
0,67%	-4,65%	1,67% (dont 0,81%)	-1%	-6,32%	0,8%/2,30%	2,47%/3,97% (dont0,81%)	-1,8% /-3,3%	-7,12% /-8,62%
<b>LU0212925753 Black Global Funds Global Allocation H A2 - BLACKROCK INVESTMENTS MANAGERS - SRI : 4</b>								
8,78%	0%	1,77% (dont 0,89%)	7,01%	-1,77%	0,8%/2,30%	2,57%/4,07% (dont0,89%)	6,21% /4,71%	-2,57% /-4,07%
<b>IE00B4Z6HC18 BNY Mellon Global Real Return Fund - BNY MELLON FUND MANAGEMENT LUX - SRI : 3</b>								
8,19%	0,16%	1,62% (dont 0,74%)	6,57%	-1,46%	0,8%/2,30%	2,42%/3,92% (dont0,74%)	5,77% /4,27%	-2,26% /-3,76%
<b>FR0010135103 Carmignac Patrimoine - CARMIGNAC GESTION - SRI : 3</b>								
8,93%	-0,35%	1,87% (dont 0,69%)	7,06%	-2,22%	0,8%/2,30%	2,67%/4,17% (dont0,69%)	6,26% /4,76%	-3,02% /-4,52%
<b>LU0592698954 Carmignac Portfolio Emerging Patrimoine A Eur - CARMIGNAC GESTION LUXEMBOURG - SRI : 3</b> 								
3,69%	-1,21%	1,81% (dont 0,69%)	1,88%	-3,02%	0,8%/2,30%	2,61%/4,11% (dont0,69%)	1,08% /-0,42%	-3,82% /-5,32%

Performance brute de l'UC (A)		Frais de gestion de l'UC dont frais r�troced�s (taux de r�trocessions de commissions) (B)	Performance nette de frais de gestion de l'UC (A-B)		Frais de gestion du contrat/frais GSMD* UC+ Mandat Contrat (C)	Frais totaux dont frais r�troced�s (taux de r�trocessions de commissions) (B+C)	Performance finale (A-B-C)	
Annuelle (2024)	Moyenne annualis�e sur 5 ans (2024/2020) <sup>(2)</sup>		Annuelle (2024)	Moyenne annualis�e sur 5 ans (2024/2020) <sup>(2)</sup>			Annuelle (2024)	Moyenne annualis�e sur 5 ans (2024/2020) <sup>(2)</sup>
<b>LU1317704051 Carmignac Portfolio Long Short European Equities A - CARMIGNAC GESTION LUXEMBOURG - SRI : 3</b>								
19,21%	NC	1,8% (dont 0,69%)	17,41%	NC	0,8%/2,30%	2,6%/4,1% (dont0,69%)	16,61% /15,11%	NC
<b>FR0007050190 DNCA Evolutif - DNCA FINANCE SA - SRI : 4</b>								
NC	NC	NC	NC	NC	0,8%/2,30%	NC	NC	NC
<b>LU0284394235 DNCA Invest Eurose - DNCA FINANCE LUX SA - SRI : 3</b>								
4,53%	4,2%	1,59% (dont 0,76%)	2,94%	2,61%	0,8%/2,30%	2,39%/3,89% (dont0,76%)	2,14% /0,64%	1,81% /0,31%
<b>FR0010611293 Echiquier Arty SRI A- ECHIQUIER ARTY SRI - - SRI : 3</b>								
5,16%	NC	1,52% (dont NC)	3,64%	NC	0,8%/2,30%	2,32%/3,82% (dont NC)	2,84% /1,34%	NC
<b>FR0011153014 Ginjer Actifs 360 A - GINJER AM - SRI : 4</b>								
5,5%	6,41%	1,85% (dont 0,91%)	3,65%	4,56%	0,8%/2,30%	2,65%/4,15% (dont0,91%)	2,85% /1,35%	3,76% /2,26%
<b>LU1827011492 HSBC Global Investment Funds - MULTI-ASSET STYLE FACTORS AC EUR - HSBC INVESTMENT FUNDS LUXEMB - SRI : 3</b>								
0,27%	NC	1,6% (dont 0,69%)	-1,33%	NC	0,8%/2,30%	2,4%/3,9% (dont0,69%)	-2,13% /-3,63%	NC
<b>LU0432616737 Invesco Funds Invesco Balanced-RISK ALLOCATION FUND A - INVESCO MANAGEMENT SA - SRI : 3</b>								
3,28%	-1,24%	1,63% (dont 0,74%)	1,65%	-2,87%	0,8%/2,30%	2,43%/3,93% (dont0,74%)	0,85% /-0,65%	-3,67% /-5,17%
<b>LU0853555380 Jupiter Global Fund Jupiter Dynamic Bond L Eur - JUPITER UNIT TRUST MANAGERS - SRI : 3</b>								
0,4%	-2,48%	1,46% (dont 0%)	-1,06%	-3,94%	0,8%/2,30%	2,26%/3,76% (dont0%)	-1,86% /-3,36%	-4,74% /-6,24%
<b>LU0812607454 Lyxor Investment Funds Flexible Allocation M Eur - AMUNDI ASSET MANAGEMENT - SRI : 3</b>								
7,13%	NC	1,83% (dont 1%)	5,3%	NC	0,8%/2,30%	2,63%/4,13% (dont1%)	4,5% /3%	NC
<b>FR0010755744 Lyxor Planet A Eur - AMUNDI ASSET MANAGEMENT - SRI : 3</b>								
7,64%	1,34%	1,51% (dont 0,6%)	6,13%	-0,17%	0,8%/2,30%	2,31%/3,81% (dont0,6%)	5,33% /3,83%	-0,97% /-2,47%
<b>LU0539466150 Lyxor Quantitative Fund Absolute Return Multi Assets A Eur - AMUNDI ASSET MANAGEMENT - SRI : 2</b>								
5%	NC	1,1% (dont 0,5%)	3,9%	NC	0,8%/2,30%	1,9%/3,4% (dont0,5%)	3,1% /1,6%	NC
<b>LU1670724373 M&amp;G (Lux) Investment Funds 1 - M&amp;G OPTIMAL INCOME FUNDS A EUR - M&amp;G SECURITIES LTD - SRI : 3</b>								
0,9%	-0,53%	1,33% (dont 0,62%)	-0,43%	-1,86%	0,8%/2,30%	2,13%/3,63% (dont0,62%)	-1,23% /-2,73%	-2,66% /-4,16%
<b>LU1582988058 M&amp;G Dynamic Allocation Fund A Eur Cap - M&amp;G SECURITIES LTD - SRI : 3</b>								
4,53%	2,04%	1,92% (dont 1,04%)	2,61%	0,12%	0,8%/2,30%	2,72%/4,22% (dont1,04%)	1,81% /0,31%	-0,68% /-2,18%
<b>LU0538387076 Moorea Fund Sustainable Structured Income - SG PRIVATE WEALTH MANAGEMENT - SRI : 3</b>								
8,87%	2,95%	1,8% (dont 0,75%)	7,07%	1,15%	0,8%/2,30%	2,6%/4,1% (dont0,75%)	6,27% /4,77%	0,35% /-1,15%
<b>LU1391858112 Moorea Fund Global Balanced Allocation Portfolio - SG PRIVATE WEALTH MANAGEMENT - SRI : 3</b>								
11,64%	6,14%	1,8% (dont 0,63%)	9,84%	4,34%	0,8%/2,30%	2,6%/4,1% (dont0,63%)	9,04% /7,54%	3,54% /2,04%
<b>LU1391859516 Moorea Fund Global Growth Allocation Portfolio - SG PRIVATE WEALTH MANAGEMENT - SRI : 3</b>								
15,7%	8,66%	2,1% (dont 0,75%)	13,6%	6,56%	0,8%/2,30%	2,9%/4,4% (dont0,75%)	12,8% /11,3%	5,76% /4,26%
<b>LU1506378568 Moorea Fund Global Conservative Allocation Portfolio - SG PRIVATE WEALTH MANAGEMENT - SRI : 2</b>								
8,07%	3,5%	1,6% (dont 0,5%)	6,47%	1,9%	0,8%/2,30%	2,4%/3,9% (dont0,5%)	5,67% /4,17%	1,1% /-0,4%
<b>IE00BZ6SF527 Pimco Funds Global Investors Series - DYNAMIC MULTI-ASSET E - PIMCO GLOBAL ADVISORS IRELAND - SRI : 3</b>								
4,65%	NC	0% (dont 0%)	4,65%	NC	0,8%/2,30%	0,8%/2,3% (dont0%)	3,85% /2,35%	NC
<b>FR0011261197 R Valor (Action F) - ROTHSCHILD &amp; CO AM EUROPE SCS - SRI : 4</b>								
18,23%	6,15%	1,93% (dont 0,98%)	16,3%	4,22%	0,8%/2,30%	2,73%/4,23% (dont0,98%)	15,5% /14%	3,42% /1,92%
<b>FR0011253624 R valor - ROTHSCHILD &amp; CO AM EUROPE SCS - SRI : 4</b>								
18,19%	10,57%	1,48% (dont 0,72%)	16,71%	9,09%	0,8%/2,30%	2,28%/3,78% (dont0,72%)	15,91% /14,41%	8,29% /6,79%

Performance brute de l'UC (A)		Frais de gestion de l'UC dont frais rétrocedés (taux de rétrocessions de commissions) (B)	Performance nette de frais de gestion de l'UC (A-B)		Frais de gestion du contrat/frais GSMD* UC+ Mandat Contrat (C)	Frais totaux dont frais rétrocedés (taux de rétrocessions de commissions) (B+C)	Performance finale (A-B-C)	
Annuelle (2024)	Moyenne annualisée sur 5 ans (2024/2020) <sup>(2)</sup>		Annuelle (2024)	Moyenne annualisée sur 5 ans (2024/2020) <sup>(2)</sup>			Annuelle (2024)	Moyenne annualisée sur 5 ans (2024/2020) <sup>(2)</sup>
<b>FR0011584416 SG Amundi Equilibre Climat - SOCIETE GENERALE GESTION - SRI : 3</b>								
9,6%	3,82%	1,99% (dont 1,07%)	7,61%	1,83%	0,8%/2,30%	2,79%/4,29% (dont1,07%)	6,81% /5,31%	1,03% /-0,47%
<b>FR0014000929 Sg Blackrock Flexible - SG 29 HAUSSMANN - SRI : 2</b>								
5,68%	NC	0,98% (dont 0%)	4,7%	NC	0,8%/2,30%	1,78%/3,28% (dont0%)	3,9% /2,4%	NC
<b>FR0007468830 SG Flexible - SOCIETE GENERALE GESTION - SRI : 3</b>								
5,42%	3,66%	1,3% (dont 0,66%)	4,12%	2,36%	0,8%/2,30%	2,1%/3,6% (dont0,66%)	3,32% /1,82%	1,56% /0,06%
<b>FR0012892172 SG Solidarité - CCFD Terre Solidaire - SOCIETE GENERALE GESTION - SRI : 2</b>								
4,11%	1,72%	1,02% (dont 0,28%)	3,09%	0,7%	0,8%/2,30%	1,82%/3,32% (dont0,28%)	2,29% /0,79%	-0,1% /-1,6%
<b>FR0012892164 SG Solidarité - Fondation Pour La Recherche Médicale - SOCIETE GENERALE GESTION - SRI : 2</b>								
4,1%	1,72%	1,02% (dont 0,28%)	3,08%	0,7%	0,8%/2,30%	1,82%/3,32% (dont0,28%)	2,28% /0,78%	-0,1% /-1,6%
<b>FR0012892156 SG Solidarité - Habitat et Humanisme - SOCIETE GENERALE GESTION - SRI : 2</b>								
4,11%	1,72%	1,02% (dont 0,28%)	3,09%	0,7%	0,8%/2,30%	1,82%/3,32% (dont0,28%)	2,29% /0,79%	-0,1% /-1,6%
<b>FR0012881753 SG Solidarité - Les Restaurants du Cœur - SOCIETE GENERALE GESTION - SRI : 2</b>								
4,1%	1,72%	1,02% (dont 0,28%)	3,08%	0,7%	0,8%/2,30%	1,82%/3,32% (dont0,28%)	2,28% /0,78%	-0,1% /-1,6%
<b>LU2147879543 Tikehau International Cross Assets R Acc Eur - TIKEHAU INVESTMENT MANAGEMENT - SRI : 3</b>								
7,96%	1,91%	1,6% (dont 0,81%)	6,36%	0,31%	0,8%/2,30%	2,4%/3,9% (dont0,81%)	5,56% /4,06%	-0,49% /-1,99%
<b>Fonds spéculatifs</b>								
<b>LU0572586591 Alken Absolute Return Europe A Eur Cap - ALKEN LUXEMBOURG - SRI : 3</b>								
11,25%	NC	2,6% (dont 0%)	8,65%	NC	0,8%/2,30%	3,4%/4,9% (dont0%)	7,85% /6,35%	NC
<b>IE00B61N8946 Amundi Alternative Funds Iv Plc Amundi Metori Epsilon Global Trends Fund - AMUNDI ASSET MANAGEMENT - SRI : 3</b>								
6,97%	1,46%	1,93% (dont 0,75%)	5,04%	-0,47%	0,8%/2,30%	2,73%/4,23% (dont0,75%)	4,24% /2,74%	-1,27% /-2,77%
<b>IE00B9DCSJ09 Amundi Alternative Funds Plc Amundi/Tiedemann Arbitrage Strategy Fund A - AMUNDI ASSET MANAGEMENT - SRI : 3</b>								
0,35%	1,05%	2,5% (dont 0,85%)	-2,15%	-1,45%	0,8%/2,30%	3,3%/4,8% (dont0,85%)	-2,95% /-4,45%	-2,25% /-3,75%
<b>FR0010174144 BDL Rempart- BDL CAPITAL MANAGEMENT- SRI:3</b>								
NC	NC	NC	NC	NC	0,8%/2,30%	NC	NC	NC
<b>LU0515768454 Colombia Threadneedle (Lux) Enhanced Commodities Aeh - THREADNEEDLE MANAGEMENT LUX SA - SRI : 4</b>								
6,62%	5,79%	1,2% (dont 0,49%)	5,42%	4,59%	0,8%/2,30%	2%/3,5% (dont0,49%)	4,62% /3,12%	3,79% /2,29%
<b>LU1694789535 DNCA Invest Alpha Bonds - DNCA FINANCE LUX SA - SRI : 2</b>								
5,13%	5,53%	1,5% (dont 0,69%)	3,63%	4,03%	0,8%/2,30%	2,3%/3,8% (dont0,69%)	2,83% /1,33%	3,23% /1,73%
<b>IE00BHBFD143 Franklin Templeton Global Funds Plc Ftgf Western Asset Macro Opportunities Bond Fund Aah Eur - - SRI :</b>								
-3,97%	NC	0% (dont 0%)	-3,97%	NC	0,8%/2,30%	0,8%/2,3% (dont0%)	-4,77% /-6,27%	NC
<b>LU0095938881 Jpmorgan Investment Funds Global Macro Opportunities - JPMORGAN ASSET MANAGEMENT - SRI : 3</b>								
7,91%	-1,15%	1,46% (dont 0,68%)	6,45%	-2,61%	0,8%/2,30%	2,26%/3,76% (dont0,68%)	5,65% /4,15%	-3,41% /-4,91%
<b>FR0010591362 Multi Units France Amundi Cac 40 Daily (-1X) Inverse UCITS ETF - AMUNDI ASSET MANAGEMENT - SRI : 6</b>								
5,12%	-7,71%	0,4% (dont 0%)	4,72%	-8,11%	0,8%/2,30%	1,2%/2,7% (dont0%)	3,92% /2,42%	-8,91% /-10,41%
<b>FR0010411884 Multi Units France Amundi Cac 40 Daily (-2X) Inverse UCITS ETF - AMUNDI ASSET MANAGEMENT - SRI : 6</b>								
4,79%	-17,37%	0,6% (dont 0%)	4,19%	-17,97%	0,8%/2,30%	1,4%/2,9% (dont0%)	3,39% /1,89%	-18,77% /-20,27%
<b>LU1829218749 Multi Units Luxembourg Lyxor Commodities Refinitiv/Corecommodity Crb Tr Ucits Etf - AMUNDI ASSET MANAGEMENT - SRI : 4</b>								
5,85%	12,76%	0,3% (dont 0%)	5,55%	12,46%	0,8%/2,30%	1,1%/2,6% (dont0%)	4,75% /3,25%	11,66% /10,16%

Performance brute de l'UC (A)		Frais de gestion de l'UC dont frais rétrocedés (taux de rétrocessions de commissions) (B)	Performance nette de frais de gestion de l'UC (A-B)		Frais de gestion du contrat/frais GSMD* UC+ Mandat Contrat (C)	Frais totaux dont frais rétrocedés (taux de rétrocessions de commissions) (B+C)	Performance finale (A-B-C)	
Annuelle (2024)	Moyenne annualisée sur 5 ans (2024/2020) <sup>(2)</sup>		Annuelle (2024)	Moyenne annualisée sur 5 ans (2024/2020) <sup>(2)</sup>			Annuelle (2024)	Moyenne annualisée sur 5 ans (2024/2020) <sup>(2)</sup>

#### Fonds monétaires

<b>FR0011387299 Allianz Euro Oblig Court Terme ISR - ALLIANZ GLOBAL INVESTORS EUROPE GMBH - SRI : 1</b> 								
4,27%	1,73%	0,45% (dont 0,12%)	56,82%	1,28%	0,8%/2,30%	1,25%/2,75% (dont0,12%)	56,02% /54,52%	0,48% /-1,02%
<b>LU0568620560 Amundi Funds Cash Eur - AMUNDI LUXEMBOURG - SRI : 1</b>								
4,05%	1,05%	0,66% (dont 0,13%)	3,39%	0,39%	0,8%/2,30%	1,46%/2,96% (dont0,13%)	2,59% /1,09%	-0,41% /-1,91%
<b>FR0000978371 Axa Im Euro Liquidity - AXA INVESTMENTS MANAGERS - SRI : 1</b> 								
3,98%	1,35%	0,07% (dont 0%)	3,91%	1,28%	0,8%/2,30%	0,87%/2,37% (dont0%)	3,11% /1,61%	0,48% /-1,02%
<b>FR0014000EG3 Bft Aureus Isr - E - BFT INVESTMENT MANAGERS SA - SRI : 1</b> 								
3,77%	NC	0,2% (dont 0,2%)	3,77%	NC	0,8%/2,30%	1%/2,5% (dont0,2%)	2,97% /1,47%	NC
<b>FR0010599399 Bft Aureus Isr - IC - BFT INVESTMENT MANAGERS SA - SRI : 1</b> 								
3,95%	NC	0,08% (dont 0,07%)	3,87%	NC	0,8%/2,30%	0,88%/2,38% (dont0,07%)	3,07% /1,57%	NC
<b>FR0010423228 Sg Amundi Monetaire Isr - SOCIETE GENERALE GESTION - SRI : 1</b> 								
3,84%	1,17%	0,2% (dont 0,18%)	3,64%	0,97%	0,8%/2,30%	1%/2,5% (dont0,18%)	2,84% /1,34%	0,17% /-1,33%
<b>FR0011047513 SG Monétaire Plus - SOCIETE GENERALE GESTION - SRI : 1</b>								
4,03%	1,5%	0,33% (dont 0,2%)	3,7%	1,17%	0,8%/2,30%	1,13%/2,63% (dont0,2%)	2,9% /1,4%	0,37% /-1,13%
<b>FR0000003964 Sg Monetaire Plus I - SOCIETE GENERALE GESTION - SRI : 1</b> 								
3,98%	1,33%	0,08% (dont 0,07%)	3,9%	1,25%	0,8%/2,30%	0,88%/2,38% (dont0,07%)	3,1% /1,6%	0,45% /-1,05%
<b>FR0011362094 SG Monétaire Plus P - SOCIETE GENERALE GESTION - SRI : 1</b>								
3,88%	1,13%	0,28% (dont 0,27%)	3,6%	0,85%	0,8%/2,30%	1,08%/2,58% (dont0,27%)	2,8% /1,3%	0,05% /-1,45%

#### GAMME DES SUPPORTS *GSMD Poche gérée*

##### Autres

<b>FR0010557264 Action AB Science SA - SRI : NA**</b>								
NC	-46,25%	NA	NC	-46,25%	0,8%/2,30%	NA	NA	NA
<b>FR0000120404 Action Accor - SRI : NA**</b>								
35,95%	9,71%	NA	35,95%	9,71%	0,8%/2,30%	NA	NA	NA
<b>DE000A1EWWW0 Action Adidas - SRI : NA**</b>								
28,58%	NC	NA	28,58%	NC	0,8%/2,30%	NA	NA	NA
<b>FR0012821890 Action Adux - SRI : NA**</b>								
NC	-4,52%	NA	NC	-4,52%	0,8%/2,30%	NA	NA	NA
<b>US0079031078 Action Adv Micro Dev - SRI : NA**</b>								
NC	NC	NA	NC	NC	0,8%/2,30%	NA	NA	NA
<b>FR0010340141 Action Aeroports De Paris - SRI : NA**</b>								
NC	1,03%	NA	NC	1,03%	0,8%/2,30%	NA	NA	NA
<b>FR0000031122 Action Air France - KLM - SRI : NA**</b>								
NC	-100%	NA	NC	-100%	0,8%/2,30%	NA	NA	NA
<b>FR0000120073 Action Air Liquide - SRI : NA**</b>								
-9,26%	3,17%	NA	-9,26%	3,17%	0,8%/2,30%	NA	NA	NA
<b>NL0000235190 Action Airbus Se - SRI : NA**</b>								
10,73%	11,51%	NA	10,73%	11,51%	0,8%/2,30%	NA	NA	NA
<b>US01609W1027 Action Alibaba - SRI : NA**</b>								
-0,2%	-100%	NA	-0,2%	-100%	0,8%/2,30%	NA	NA	NA
<b>US0185811082 Action Alliance Data Systems - SRI : NA**</b>								
97,15%	-3,8%	NA	97,15%	-3,8%	0,8%/2,30%	NA	NA	NA
<b>DE0008404005 Action Allianz - SRI : NA**</b>								
22,3%	NC	NA	22,3%	NC	0,8%/2,30%	NA	NA	NA
<b>US02079K3059 Action Alphabet CL.A (Google) - SRI : NA**</b>								
44,13%	16,65%	NA	44,13%	16,65%	0,8%/2,30%	NA	NA	NA

Performance brute de l'UC (A)		Frais de gestion de l'UC dont frais rétrocedés (taux de rétrocessions de commissions) (B)	Performance nette de frais de gestion de l'UC (A-B)		Frais de gestion du contrat/frais GSMD* UC+ Mandat Contrat (C)	Frais totaux dont frais rétrocedés (taux de rétrocessions de commissions) (B+C)	Performance finale (A-B-C)	
Annuelle (2024)	Moyenne annualisée sur 5 ans (2024/2020) <sup>(2)</sup>		Annuelle (2024)	Moyenne annualisée sur 5 ans (2024/2020) <sup>(2)</sup>			Annuelle (2024)	Moyenne annualisée sur 5 ans (2024/2020) <sup>(2)</sup>
<b>US02079K1079 Action Alphabet Cl.C (Google) - SRI : NA**</b>								
43,73%	16,8%	NA	43,73%	16,8%	0,8%/2,30%	NA	NA	NA
<b>FR0010220475 Action Alstom - SRI : NA**</b>								
77,01%	-14,29%	NA	77,01%	-14,29%	0,8%/2,30%	NA	NA	NA
<b>FR0000053837 Action Altamir - SRI : NA**</b>								
NC	NV	NA	NC	NC	0,8%/2,30%	NA	NA	NA
<b>FR0000071946 Action Alten - SRI : NA**</b>								
-41,27%	-3,13%	NA	-41,27%	-3,13%	0,8%/2,30%	NA	NA	NA
<b>US0231351067 Action Amazon.com -SRI: NA**</b>								
53,59%	6,14%	NA	53,59%	6,14%	0,8%/2,30%	NA	NA	NA
<b>BE0974293251 Action Anheuser-Busch Inbev - SRI : NA**</b>								
-17,41%	-3,28%	NA	-17,41%	-3,28%	0,8%/2,30%	NA	NA	NA
<b>US0378331005 Action Apple - SRI : NA**</b>								
38,34%	13,54%	NA	38,34%	13,54%	0,8%/2,30%	NA	NA	NA
<b>LU1598757687 Action Arcelormittal - SRI : NA**</b>								
-11,15%	3,51%	NA	-11,15%	3,51%	0,8%/2,30%	NA	NA	NA
<b>GB0000536739 Action Ashtead - SRI : NA**</b>								
-4,73%	NC	NA	-4,73%	NC	0,8%/2,30%	NA	NA	NA
<b>NL0010273215 Action Asml Holding N.V. - SRI : NA**</b>								
0,24%	11,29%	NA	0,24%	11,29%	0,8%/2,30%	NA	NA	NA
<b>SE0007100581 Action Assa Abloy Ab-B - SRI : NA**</b>								
8,75%	NC	NA	8,75%	NC	0,8%/2,30%	NA	NA	NA
<b>GB0009895292 Action Astrazeneca- SRI: NA**</b>								
NC	NC	NA	NC	NC	0,8%/2,30%	NA	NA	NA
<b>FR0000051732 Action Atos - SRI : NA**</b>								
-100%	-87,17%	NA	-100%	-87,17%	0,8%/2,30%	NA	NA	NA
<b>FR0000120628 Action Axa - SRI : NA**</b>								
16,38%	11,96%	NA	16,38%	11,96%	0,8%/2,30%	NA	NA	NA
<b>ES0113900J37 Action Banco Santander - SRI : NA**</b>								
17,99%	11,96%	NA	17,99%	11,96%	0,8%/2,30%	NA	NA	NA
<b>US0605051046 Action Bank Of America - SRI : NA**</b>								
25,7%	-100%	NA	25,7%	-100%	0,8%/2,30%	NA	NA	NA
<b>GB0031348658 Action Barclays- SRI: NA**</b>								
NC	NC	NA	NC	NC	0,8%/2,30%	NA	NA	NA
<b>CH0009002962 Action Barry Callebaut - SRI : NA**</b>								
-16,73%	NC	NA	-16,73%	NC	0,8%/2,30%	NA	NA	NA
<b>DE000BASF111 Action Bastide Le Confort Medical - SRI : NA**</b>								
-12,96%	NC	NA	-12,96%	NC	0,8%/2,30%	NA	NA	NA
<b>FR0000035370 Action Bastide Le Confort Medical - SRI : NA**</b>								
-10,26%	-13,92%	NA	-10,26%	-13,92%	0,8%/2,30%	NA	NA	NA
<b>DE000BAY0017 Action Bayer - SRI : NA**</b>								
-42,58%	NC	NA	-42,58%	NC	0,8%/2,30%	NA	NA	NA
<b>DE0005200000 Action Beiersdorf Ag - SRI : NI**</b>								
-8,62%	NC	NA	-8,62%	NC	0,8%/2,30%	NA	NA	NA
<b>US0846707026 Action Berkshire Hathaway Inc - SRI : NA**</b>								
35,18%	14,35%	NA	35,18%	14,35%	0,8%/2,30%	NA	NA	NA
<b>FR0000120966 Action Bic SA - SRI : NA**</b>								
1,51%	6,64%	NA	1,51%	6,64%	0,8%/2,30%	NA	NA	NA
<b>FR0013280286 Action Biomerieux -SRI : NA**</b>								
NC	NC	NA	NC	NC	0,8%/2,30%	NA	NA	NA
<b>DE0005190003 Action Bmw - SRI : NA**</b>								
-21,63%	NC	NA	-21,63%	NC	0,8%/2,30%	NA	NA	NA
<b>FR0000131104 Action Bnp Paribas - SRI : NA**</b>								
-5,38%	6,56%	NA	-5,38%	6,56%	0,8%/2,30%	NA	NA	NA
<b>FR0000063935 Action Bonduelle - SRI : NA**</b>								
-39,49%	-20,46%	NA	-39,49%	-20,46%	0,8%/2,30%	NA	NA	NA

Performance brute de l'UC (A)		Frais de gestion de l'UC dont frais rétrocedés (taux de rétrocessions de commissions) (B)	Performance nette de frais de gestion de l'UC (A-B)		Frais de gestion du contrat/frais GSMD* UC+ Mandat Contrat (C)	Frais totaux dont frais rétrocedés (taux de rétrocessions de commissions) (B+C)	Performance finale (A-B-C)	
Annuelle (2024)	Moyenne annualisée sur 5 ans (2024/2020) <sup>(2)</sup>		Annuelle (2024)	Moyenne annualisée sur 5 ans (2024/2020) <sup>(2)</sup>			Annuelle (2024)	Moyenne annualisée sur 5 ans (2024/2020) <sup>(2)</sup>
<b>FR000120503 Action Bouygues - SRI : NA**</b>								
-16,35%	-3,24%	NA	-16,35%	-3,24%	0,8%/2,30%	NA	NA	NA
<b>US11135F1012 Action Broadcom Inc - SRI : NA**</b>								
54,59%	-100%	NA	54,59%	-100%	0,8%/2,30%	NA	NA	NA
<b>GB00B0744B38 Action Bunzl - SRI : NA**</b>								
8,28%	6,17%	NA	8,28%	6,17%	0,8%/2,30%	NA	NA	NA
<b>FR001400T0D6 Action Canal + Sa - SRI : NA**</b>								
NC	NC	NA	NC	NC	0,8%/2,30%	NA	NA	NA
<b>FR0000125338 Action Cap Gemini - SRI : NA**</b>								
-16,21%	4,52%	NA	-16,21%	4,52%	0,8%/2,30%	NA	NA	NA
<b>FR0000120172 Action Carrefour - SRI : NA**</b>								
-17,14%	-0,43%	NA	-17,14%	-0,43%	0,8%/2,30%	NA	NA	NA
<b>US14448C1045 Action Carrier Global Corporation - SRI : NA**</b>								
26,37%	12,59%	NA	26,37%	12,59%	0,8%/2,30%	NA	NA	NA
<b>FR0000125585 Action Casino Guichard - SRI : NA**</b>								
-96,15%	-100%	NA	-96,15%	-100%	0,8%/2,30%	NA	NA	NA
<b>FR0000064446 ACTION CATERING INTL SERVICES - SRI : NA**</b>								
4,73%	-1,83%	NA	4,73%	-1,83%	0,8%/2,30%	NA	NA	NA
<b>FR0013181864 Action Cgg - SRI : NA**</b>								
-15%	-100%	NA	-15%	-100%	0,8%/2,30%	NA	NA	NA
<b>US1598641074 Action Charles River - SRI : NA**</b>								
-16,94%	-5,87%	NA	-16,94%	-5,87%	0,8%/2,30%	NA	NA	NA
<b>IL0010824113 Action Check Point Software Technologies - SRI : NA**</b>								
29,97%	7,03%	NA	29,97%	7,03%	0,8%/2,30%	NA	NA	NA
<b>FR0000130403 Action Christian Dior - SRI : NA**</b>								
-14,49%	5,88%	NA	-14,49%	5,88%	0,8%/2,30%	NA	NA	NA
<b>US1729674242 Action Citigroup - SRI : NA**</b>								
45,54%	2,68%	NA	45,54%	2,68%	0,8%/2,30%	NA	NA	NA
<b>US1912161007 Action Coca-Cola - SRI : NA**</b>								
12,38%	2,57%	NA	12,38%	2,57%	0,8%/2,30%	NA	NA	NA
<b>US1941621039 Action Colgate Palmolive - SRI : NA**</b>								
21,31%	1,23%	NA	21,31%	1,23%	0,8%/2,30%	NA	NA	NA
<b>GB00BD6K4575 Action Compass Group Plc - SRI : NA**</b>								
30,01%	NC	NA	30,01%	NC	0,8%/2,30%	NA	NA	NA
<b>US21036P1084 Action Constellation Brands Inc-A - SRI : NA**</b>								
-2,77%	0,18%	NA	-2,77%	0,18%	0,8%/2,30%	NA	NA	NA
<b>FR0000045072 Action Credit Agricole - SRI : NA**</b>								
3,42%	5,19%	NA	3,42%	5,19%	0,8%/2,30%	NA	NA	NA
<b>IE0001827041 Action Crh - SRI : NA**</b>								
42,29%	NC	NA	42,29%	NC	0,8%/2,30%	NA	NA	NA
<b>US2267181046 Action Criteo Adr - SRI : NA**</b>								
66,22%	14,04%	NA	66,22%	14,04%	0,8%/2,30%	NA	NA	NA
<b>US1266501006 Action Cvs Health - SRI : NA**</b>								
-39,53%	-8,05%	NA	-39,53%	-8,05%	0,8%/2,30%	NA	NA	NA
<b>DE000DTR0CK8 Action Daimler Truck Holding Ag - SRI : NA**</b>								
8,32%	NC	NA	8,32%	NC	0,8%/2,30%	NA	NA	NA
<b>FR0000120644 Action Danone - SRI : NA**</b>								
NC	NC	NA	NC	NC	0,8%/2,30%	NA	NA	NA
<b>US2372661015 Action Darling Incred. Inc. DI - SRI : NA**</b>								
-28,09%	NC	NA	0%	NC	0,8%/2,30%	NA	NA	NA
<b>FR0014003TT8 Action Dassault Systemes - SRI : NA**</b>								
-24,28%	NC	NA	-24,28%	NC	0,8%/2,30%	NA	NA	NA
<b>DE0005140008 Action Deutsche Bank - SRI : NA**</b>								
34,63%	NC	NA	34,63%	NC	0,8%/2,30%	NA	NA	NA
<b>DE0007480204 Action Deutsche Euroshop - SRI : NA**</b>								
-17,96%	NC	NA	-17,96%	NC	0,8%/2,30%	NA	NA	NA

Performance brute de l'UC (A)		Frais de gestion de l'UC dont frais rétrocedés (taux de rétrocessions de commissions) (B)	Performance nette de frais de gestion de l'UC (A-B)		Frais de gestion du contrat/frais GSMD* UC+ Mandat Contrat (C)	Frais totaux dont frais rétrocedés (taux de rétrocessions de commissions) (B+C)	Performance finale (A-B-C)	
Annuelle (2024)	Moyenne annualisée sur 5 ans (2024/2020) <sup>(2)</sup>		Annuelle (2024)	Moyenne annualisée sur 5 ans (2024/2020) <sup>(2)</sup>			Annuelle (2024)	Moyenne annualisée sur 5 ans (2024/2020) <sup>(2)</sup>
<b>DE0008232125 Action Deutsche Lufthansa-REG - SRI : NA**</b>								
-23,23%	NC	NA	-23,23%	NC	0,8%/2,30%	NA	NA	NA
<b>DE0005557508 Action Deutsche Telekom Ag- SRI: NA**</b>								
NC	NC	NC	NC	NC	0,8%/2,30%	NA	NA	NA
<b>ES0126775032 Action Dia Sa - SRI : NA**</b>								
29,66%	-33,14%	NA	29,66%	-33,14%	0,8%/2,30%	NA	NA	NA
<b>GB0002374006 Action Diageo - SRI : NA**</b>								
-6,88%	-2,61%	NA	-6,88%	-2,61%	0,8%/2,30%	NA	NA	NA
<b>CH0023405456 Action Dufry - SRI : NA**</b>								
7,84%	NC	NA	7,84%	NC	0,8%/2,30%	NA	NA	NA
<b>DE000ENAG999 Action E.On Se - SRI : NA**</b>								
-7,41%	NC	NA	-7,41%	NC	0,8%/2,30%	NA	NA	NA
<b>GB00B7KR2P84 Action Easyjet - SRI : NA**</b>								
14,99%	-7,71%	NA	14,99%	-7,71%	0,8%/2,30%	NA	NA	NA
<b>ES0112501012 Action Ebro Foods - SRI : NA**</b>								
2,32%	-3,46%	NA	2,32%	-3,46%	0,8%/2,30%	NA	NA	NA
<b>FR0010908533 Action Edenred - SRI : NA**</b>								
-41,36%	-7,31%	NA	-41,36%	-7,31%	0,8%/2,30%	NA	NA	NA
<b>FR0000130452 Action Eiffage - SRI : NA**</b>								
-12,68%	1,4%	NA	-12,68%	1,4%	0,8%/2,30%	NA	NA	NA
<b>FR0010242511 Action Electricite De France (Edf) - SRI : NA**</b>								
NC	-100%	NA	NC	-100%	0,8%/2,30%	NA	NA	NA
<b>FR0010208488 Action Engie - SRI : NA**</b>								
-3,83%	4,11%	NA	-3,83%	4,11%	0,8%/2,30%	NA	NA	NA
<b>IT0003132476 Action Eni Spa - SRI : NA**</b>								
-14,72%	NC	NA	-14,72%	NC	0,8%/2,30%	NA	NA	NA
<b>NO0010096985 Action Equinor - SRI : NA**</b>								
-21,81%	NC	NA	-21,81%	NC	0,8%/2,30%	NA	NA	NA
<b>FR0000131757 Action Eramet - SRI : NA**</b>								
-24,27%	4,76%	NA	-24,27%	4,76%	0,8%/2,30%	NA	NA	NA
<b>SE0000108656 Action Ericsson - SRI : NA**</b>								
37,43%	NC	NA	37,43%	NC	0,8%/2,30%	NA	NA	NA
<b>FR0000121667 Action Essilorluxottica - SRI : NA**</b>								
29,74%	13,06%	NA	29,74%	13,06%	0,8%/2,30%	NA	NA	NA
<b>FR0000121121 Action Eurazeo - SRI : NA**</b>								
0,14%	5,33%	NA	0,14%	5,33%	0,8%/2,30%	NA	NA	NA
<b>FR0014008VX5 Action Euroapi - SRI : NA**</b>								
-49,74%	NC	NA	-49,74%	NC	0,8%/2,30%	NA	NA	NA
<b>FR0014000MR3 Action Eurofins Scientific - SRI : NA**</b>								
NC	NC	NA	NC	NC	0,8%/2,30%	NA	NA	NA
<b>US30231G1022 Action Exxon Mobil Corp - SRI : NA**</b>								
14,43%	21,15%	NA	14,43%	21,15%	0,8%/2,30%	NA	NA	NA
<b>FR0000121147 Action Forvia - SRI : NA**</b>								
-57,49%	NC	NA	-57,49%	NC	0,8%/2,30%	NA	NA	NA
<b>US31620M1062 Action Fidelity National Information Services Inc - SRI : NA**</b>								
43,03%	NC	NA	43,03%	NC	0,8%/2,30%	NA	NA	NA
<b>US34959E1091 Action Fortinet - SRI : NA**</b>								
71,68%	NC	NA	71,68%	NC	0,8%/2,30%	NA	NA	NA
<b>DE0005773303 Action Fraport Ag Frankfurt Airport - SRI : NA**</b>								
6,83%	NC	NA	6,83%	NC	0,8%/2,30%	NA	NA	NA
<b>DE0005785604 Action Fresenius Se &amp; Co Kgaa - SRI : NA**</b>								
19,49%	NC	NA	19,49%	NC	0,8%/2,30%	NA	NA	NA
<b>DE0005785802 Action Fresenius Medical Care - SRI : NA**</b>								
16,33%	NC	NA	16,33%	NC	0,8%/2,30%	NA	NA	NA
<b>PTGAL0AM0009 Action Galp Energia Sgpps Sa - SRI : NA**</b>								
19,57%	12,75%	NA	19,57%	12,75%	0,8%/2,30%	NA	NA	NA

Performance brute de l'UC (A)		Frais de gestion de l'UC dont frais rétrocedés (taux de rétrocessions de commissions) (B)	Performance nette de frais de gestion de l'UC (A-B)		Frais de gestion du contrat/frais GSMD* UC+ Mandat Contrat (C)	Frais totaux dont frais rétrocedés (taux de rétrocessions de commissions) (B+C)	Performance finale (A-B-C)	
Annuelle (2024)	Moyenne annualisée sur 5 ans (2024/2020) <sup>(2)</sup>		Annuelle (2024)	Moyenne annualisée sur 5 ans (2024/2020) <sup>(2)</sup>			Annuelle (2024)	Moyenne annualisée sur 5 ans (2024/2020) <sup>(2)</sup>
<b>US3665051054 Action Garrett Motion - SRI : NA**</b>								
-0,69%	15,31%	NA	-0,69%	15,31%	0,8%/2,30%	NA	NA	NA
<b>US3696043013 Action General Electric - SRI : NA**</b>								
39%	NC	NA	39%	NC	0,8%/2,30%	NA	NA	NA
<b>US3703341046 Action General Mills Inc - SRI : NA**</b>								
4,12%	NC	NA	4,12%	NC	0,8%/2,30%	NA	NA	NA
<b>US3755581036 Action Gilead Sciences - SRI : NA**</b>								
21,28%	9,66%	NA	21,28%	9,66%	0,8%/2,30%	NA	NA	NA
<b>CH0010645932 Action Givaudan N - SRI : NA**</b>								
11,72%	NC	NA	11,72%	NC	0,8%/2,30%	NA	NA	NA
<b>GB0009252882 Action Glaxosmithkline - SRI : NA**</b>								
0%	-100%	NA	0%	-100%	0,8%/2,30%	NA	NA	NA
<b>FR0000036675 Action Groupe Crit - SRI : NA**</b>								
-22,14%	-0,42%	NA	-22,14%	-0,42%	0,8%/2,30%	NA	NA	NA
<b>FR0000062671 Action Groupe George - SRI : NA**</b>								
-10,05%	NC	NA	-10,05%	NC	0,8%/2,30%	NA	NA	NA
<b>US4062161017 Action Halliburton Co - SRI : NA**</b>								
-19,99%	7,54%	NA	-19,99%	7,54%	0,8%/2,30%	NA	NA	NA
<b>NL0000009165 Action Heineken NV - SRI : NA**</b>								
-24,01%	-5,51%	NA	-24,01%	-5,51%	0,8%/2,30%	NA	NA	NA
<b>DE0006048408 Action Henkel Ag &amp; Co Kгаа - SRI : NA**</b>								
15,92%	NC	NA	15,92%	NC	0,8%/2,30%	NA	NA	NA
<b>US8064071025 Action Henry Schein - SRI : NA**</b>								
-2,79%	NC	NA	-2,79%	NC	0,8%/2,30%	NA	NA	NA
<b>FR0000052292 Action Hermes - SRI : NA**</b>								
22,34%	21,43%	NA	22,34%	21,43%	0,8%/2,30%	NA	NA	NA
<b>DE0006070006 Action Hochtief AG - SRI : NA**</b>								
29,31%	NC	NA	29,31%	NC	0,8%/2,30%	NA	NA	NA
<b>US4364401012 Action Hologic Inc - SRI : NA**</b>								
7,32%	NC	NA	7,32%	NC	0,8%/2,30%	NA	NA	NA
<b>US4370761029 Action Home Depot - SRI : NA**</b>								
NC	NC	NA	NC	NC	0,8%/2,30%	NA	NA	NA
<b>US4385161066 Action Honeywell Intl - SRI : NA**</b>								
14,57%	1,21%	NA	14,57%	1,21%	0,8%/2,30%	NA	NA	NA
<b>ES0148396007 Action Inditex - SRI : NA**</b>								
25,89%	13,77%	NA	25,89%	13,77%	0,8%/2,30%	NA	NA	NA
<b>FR0004035913 Action Iliad (Free) - SRI : NA**</b>								
NC	-100%	NA	NC	-100%	0,8%/2,30%	NA	NA	NA
<b>FR0000120859 Action Imerys Sa - SRI : NA**</b>								
-0,98%	-6,11%	NA	-0,98%	-6,11%	0,8%/2,30%	NA	NA	NA
<b>ES0148396007 Action Inditex - SRI : NA**</b>								
25,89%	13,77%	NA	25,89%	13,77%	0,8%/2,30%	NA	NA	NA
<b>NL0011821202 Action ING - SRI : NA**</b>								
11,83%	14,64%	NA	11,83%	14,64%	0,8%/2,30%	NA	NA	NA
<b>US4581401001 Action Intel Corp - SRI : NA**</b>								
-57,56%	-16,64%	NA	-57,56%	-16,64%	0,8%/2,30%	NA	NA	NA
<b>FR0004024222 Action Interparfums Sa - SRI : NA**</b>								
-19,05%	-1,02%	NA	-19,05%	-1,02%	0,8%/2,30%	NA	NA	NA
<b>IT0000072618 Action Intesa Sanpaolo - SRI : NA**</b>								
46,21%	NC	NA	46,21%	NC	0,8%/2,30%	NA	NA	NA
<b>US4612021034 Action Intuit Inc - SRI : NA**</b>								
6,95%	NC	NA	6,95%	NC	0,8%/2,30%	NA	NA	NA
<b>FR0000073298 Action Ipsos - SRI : NA**</b>								
-19,08%	10,72%	NA	-19,08%	10,72%	0,8%/2,30%	NA	NA	NA
<b>JP3143600009 Action Itochu - SRI : NA**</b>								
29,01%	NC	NA	29,01%	NC	0,8%/2,30%	NA	NA	NA

Performance brute de l'UC (A)		Frais de gestion de l'UC dont frais rétrocedés (taux de rétrocessions de commissions) (B)	Performance nette de frais de gestion de l'UC (A-B)		Frais de gestion du contrat/frais GSMD* UC+ Mandat Contrat (C)	Frais totaux dont frais rétrocedés (taux de rétrocessions de commissions) (B+C)	Performance finale (A-B-C)	
Annuelle (2024)	Moyenne annualisée sur 5 ans (2024/2020) <sup>(2)</sup>		Annuelle (2024)	Moyenne annualisée sur 5 ans (2024/2020) <sup>(2)</sup>			Annuelle (2024)	Moyenne annualisée sur 5 ans (2024/2020) <sup>(2)</sup>
<b>US4698141078 Action Jacobs Engineering Group Inc - SRI : NA**</b>								
NC	NC	NA	NC	NC	0,8%/2,30%	NA	NA	NA
<b>FR0000077919 Action JC Decaux Sa - SRI : NA**</b>								
-16,7%	-4,04%	NA	-16,7%	-4,04%	0,8%/2,30%	NA	NA	NA
<b>US2441991054 Action John Deere - SRI : NA**</b>								
12,7%	9,51%	NA	12,7%	9,51%	0,8%/2,30%	NA	NA	NA
<b>US4781601046 Action Johnson Johnson - SRI : NA**</b>								
-1,87%	-1,68%	NA	-1,87%	-1,68%	0,8%/2,30%	NA	NA	NA
<b>US46625H1005 Action Jp Morgan Chase &amp; Co - SRI : NA**</b>								
49,88%	13,53%	NA	49,88%	13,53%	0,8%/2,30%	NA	NA	NA
<b>DE000KSAG888 Action K+S Ag - SRI : NA**</b>								
-26,9%	NC	NA	-26,9%	NC	0,8%/2,30%	NA	NA	NA
<b>FR0000121485 Action Kering - SRI : NA**</b>								
-37,77%	-16,71%	NA	-37,77%	-16,71%	0,8%/2,30%	NA	NA	NA
<b>IE0004906560 Action Kerry Group Plc-A - SRI : NA**</b>								
18,55%	NC	NA	18,55%	NC	0,8%/2,30%	NA	NA	NA
<b>FI0009013403 Action Kone Oyj-B - SRI : NA**</b>								
4,07%	NC	NA	4,07%	NC	0,8%/2,30%	NA	NA	NA
<b>NL0011794037 Action Koninklijke Ahold Delhaize Nv - SRI : NA**</b>								
21,02%	NC	NA	21,02%	NC	0,8%/2,30%	NA	NA	NA
<b>NL0000009538 Action Koninklijke Philips - SRI : NA**</b>								
15,69%	-11,03%	NA	15,69%	-11,03%	0,8%/2,30%	NA	NA	NA
<b>FR0010386334 Action Korian Medica - SRI : NA**</b>								
-12,92%	-41,83%	NA	-12,92%	-41,83%	0,8%/2,30%	NA	NA	NA
<b>US5010441013 Action Kroger - SRI : NA**</b>								
42,28%	NC	NA	42,28%	NC	0,8%/2,30%	NA	NA	NA
<b>JP3266400005 Action Kubota - SRI : NA**</b>								
-17,75%	NC	NA	-17,75%	NC	0,8%/2,30%	NA	NA	NA
<b>CH0012214059 Action Lafargeholcim - SRI : NA**</b>								
29,86%	NC	NA	29,86%	NC	0,8%/2,30%	NA	NA	NA
<b>US5132721045 Action Lamb Weston Holdings Inc - SRI : NA**</b>								
-34,24%	NC	NA	-34,24%	NC	0,8%/2,30%	NA	NA	NA
<b>FR0010307819 Action Legrand - SRI : NA**</b>								
NC	5,2%	NA	NC	5,2%	0,8%/2,30%	NA	NA	NA
<b>IE00BZ12WP82 Action Linde Plc - SRI : NA**</b>								
NC	NC	NA	NC	NC	0,8%/2,30%	NA	NA	NA
<b>US5018892084 Action Lkq - SRI : NA**</b>								
-18,22%	NC	NA	-18,22%	NC	0,8%/2,30%	NA	NA	NA
<b>GB0008706128 Action Lloyds Banking Group - SRI : NA**</b>								
20%	8,37%	NA	20%	8,37%	0,8%/2,30%	NA	NA	NA
<b>CH0025751329 Action Logitech International - SRI : NA**</b>								
-7,66%	NC	NA	-7,66%	NC	0,8%/2,30%	NA	NA	NA
<b>FR0000120321 Action L'Oreal - SRI : NA**</b>								
-24,14%	1,92%	NA	-24,14%	1,92%	0,8%/2,30%	NA	NA	NA
<b>FR0000121014 Action Lvmh - SRI : NA**</b>								
-11,75%	4,46%	NA	-11,75%	4,46%	0,8%/2,30%	NA	NA	NA
<b>FR0000053225 Action M6-METROPOLE TELEVISION - SRI : NA**</b>								
-13,14%	-3,25%	NA	-13,14%	-3,25%	0,8%/2,30%	NA	NA	NA
<b>FR0004159473 Action Maisons France Confort - SRI : NA**</b>								
35,38%	-7,93%	NA	35,38%	-7,93%	0,8%/2,30%	NA	NA	NA
<b>GB0031274896 Action Marks And Spencer - SRI : NA**</b>								
44,73%	22,47%	NA	44,73%	22,47%	0,8%/2,30%	NA	NA	NA
<b>FR0000051070 Action Maurel Et Prom - SRI : NA**</b>								
-6,73%	26,72%	NA	-6,73%	26,72%	0,8%/2,30%	NA	NA	NA
<b>US5801351017 Action Mcdonalds - SRI : NA**</b>								
3,99%	6,2%	NA	3,99%	6,2%	0,8%/2,30%	NA	NA	NA

Performance brute de l'UC (A)		Frais de gestion de l'UC dont frais rétrocedés (taux de rétrocessions de commissions) (B)	Performance nette de frais de gestion de l'UC (A-B)		Frais de gestion du contrat/frais GSMD* UC+ Mandat Contrat (C)	Frais totaux dont frais rétrocedés (taux de rétrocessions de commissions) (B+C)	Performance finale (A-B-C)	
Annuelle (2024)	Moyenne annualisée sur 5 ans (2024/2020) <sup>(2)</sup>		Annuelle (2024)	Moyenne annualisée sur 5 ans (2024/2020) <sup>(2)</sup>			Annuelle (2024)	Moyenne annualisée sur 5 ans (2024/2020) <sup>(2)</sup>
<b>IE00BTN1Y115 Action Medtronic - SRI : NA**</b>								
3,14%	-7,37%	NA	3,14%	-7,37%	0,8%/2,30%	NA	NA	NA
<b>GB00BNR5MZ78 Action Melrose Industries Plc - SRI : NA**</b>								
NC	NC	NA	NC	NC	0,8%/2,30%	NA	NA	NA
<b>US58933Y1055 Action Merck &amp; Co. Inc. - SRI : NA**</b>								
-2,94%	NC	NA	-2,94%	NC	0,8%/2,30%	NA	NA	NA
<b>FR0000039620 Action Mersen (Ex Carbon Lorraine) - SRI : NA**</b>								
NC	NC	NA	NC	NC	0,8%/2,30%	NA	NA	NA
<b>FR001400AJ45 Action Michelin - SRI : NA**</b>								
-2,03%	NC	NA	-2,03%	NC	0,8%/2,30%	NA	NA	NA
<b>US5949181045 Action Microsoft - SRI : NA**</b>								
19,22%	13,64%	NA	0%	13,64%	0,8%/2,30%	NA	NA	NA
<b>DE0008430026 Action Muenchener Ruechv N - SRI : NA**</b>								
29,86%	NC	NA	29,86%	NC	0,8%/2,30%	NA	NA	NA
<b>JP3914400001 Action Murata Manufacturing - SRI : NA**</b>								
-18,8%	NC	NA	-18,8%	NC	0,8%/2,30%	NA	NA	NA
<b>NO0010081235 Action Nel - SRI : NA**</b>								
-40,98%	NC	NA	-40,98%	NC	0,8%/2,30%	NA	NA	NA
<b>FI0009013296 Action Neste Oyj - SRI : NA**</b>								
-62,34%	NC	NA	-62,34%	NC	0,8%/2,30%	NA	NA	NA
<b>CH0038863350 Action Nestle - SRI : NA**</b>								
-23,07%	NC	NA	-23,07%	NC	0,8%/2,30%	NA	NA	NA
<b>US6516391066 Action Newmont - SRI : NA**</b>								
-4,35%	NC	NA	-4,35%	NC	0,8%/2,30%	NA	NA	NA
<b>FI0009000681 Action Nokia Oyj - SRI : NA**</b>								
39,22%	6,29%	NA	39,22%	6,29%	0,8%/2,30%	NA	NA	NA
<b>CH0012005267 Action Novartis - SRI : NA**</b>								
2,58%	NC	NA	2,58%	NC	0,8%/2,30%	NA	NA	NA
<b>DK0062498333 Action Novo Nordisk B - SRI : NA**</b>								
NC	NC	NA	NC	NC	0,8%/2,30%	NA	NA	NA
<b>US67066G1040 Action Nvidia - SRI : NA**</b>								
188,4%	NC	NA	188,4%	NC	0,8%/2,30%	NA	NA	NA
<b>FR0010095596 Action Onxeo - SRI : NA**</b>								
-52,94%	-35,41%	NA	-52,94%	-35,41%	0,8%/2,30%	NA	NA	NA
<b>US68389X1054 Action Oracle - SRI : NA**</b>								
68,12%	20,83%	NA	68,12%	20,83%	0,8%/2,30%	NA	NA	NA
<b>FR0000133308 Action Orange - SRI : NA**</b>								
0,22%	-0,22%	NA	0,22%	-0,22%	0,8%/2,30%	NA	NA	NA
<b>FR001400NLM4 Action Emeis- SRI : NA**</b>								
NC	NC	NA	NC	NC	0,8%/2,30%	NA	NA	NA
<b>DK0060094928 Action Orsted A/S - SRI : NA**</b>								
-13,46%	NC	NA	-13,46%	NC	0,8%/2,30%	NA	NA	NA
<b>US68902V1070 Action Otis Worldwide Corporation - SRI : NA**</b>								
10,09%	6,51%	NA	10,09%	6,51%	0,8%/2,30%	NA	NA	NA
<b>US7043261079 Action Paychex - SRI : NA**</b>								
25,22%	8,52%	NA	25,22%	8,52%	0,8%/2,30%	NA	NA	NA
<b>US7134481081 Action Pepsico - SRI : NA**</b>								
-4,77%	0,5%	NA	-4,77%	0,5%	0,8%/2,30%	NA	NA	NA
<b>FR0000120693 Action Pernod Ricard - SRI : NA**</b>								
-28,96%	-7,01%	NA	-28,96%	-7,01%	0,8%/2,30%	NA	NA	NA
<b>IE00BGH1M568 Action Perrigo - SRI : NA**</b>								
-15,01%	-10,48%	NA	-15,01%	-10,48%	0,8%/2,30%	NA	NA	NA
<b>NL0013654783 Action Prosus - SRI : NA**</b>								
42,09%	-15,37%	NA	42,09%	-15,37%	0,8%/2,30%	NA	NA	NA
<b>DE0006969603 Action Puma - SRI : NA**</b>								
-12,19%	NC	NA	-12,19%	NC	0,8%/2,30%	NA	NA	NA

Performance brute de l'UC (A)		Frais de gestion de l'UC dont frais rétrocedés (taux de rétrocessions de commissions) (B)	Performance nette de frais de gestion de l'UC (A-B)		Frais de gestion du contrat/frais GSMD* UC+ Mandat Contrat (C)	Frais totaux dont frais rétrocedés (taux de rétrocessions de commissions) (B+C)	Performance finale (A-B-C)	
Annuelle (2024)	Moyenne annualisée sur 5 ans (2024/2020) <sup>(2)</sup>		Annuelle (2024)	Moyenne annualisée sur 5 ans (2024/2020) <sup>(2)</sup>			Annuelle (2024)	Moyenne annualisée sur 5 ans (2024/2020) <sup>(2)</sup>
<b>US9130171096 Action Raytheon Technologies Corporation - SRI : NA**</b>								
46,3%	10,11%	NA	46,3%	10,11%	0,8%/2,30%	NA	NA	NA
<b>CA7800871021 Action Rbc - SRI : NA**</b>								
26,75%	7,99%	NA	26,75%	7,99%	0,8%/2,30%	NA	NA	NA
<b>FR0000131906 Action Renault - SRI : NA**</b>								
27,47%	5,64%	NA	27,47%	5,64%	0,8%/2,30%	NA	NA	NA
<b>ES0173516115 Action Repsol - SRI : NA**</b>								
-13,09%	7,22%	NA	-13,09%	7,22%	0,8%/2,30%	NA	NA	NA
<b>US76118Y1047 Action Resideo Technologies - SRI : NA**</b>								
30,3%	1,63%	NA	30,3%	1,63%	0,8%/2,30%	NA	NA	NA
<b>DE0007030009 Action Rheinmetall Ag - SRI : NA**</b>								
114,15%	NC	NA	114,15%	NC	0,8%/2,30%	NA	NA	NA
<b>GB0007188757 Action Rio Tinto - SRI : NA**</b>								
-15,26%	-2,94%	NA	-15,26%	-2,94%	0,8%/2,30%	NA	NA	NA
<b>CH0012032113 Action Roche Holding - SRI : NA**</b>								
1,6%	NC	NA	1,6%	NC	0,8%/2,30%	NA	NA	NA
<b>CH0012032048 Action Roche Holding Ag - SRI : NA**</b>								
2,56%	NC	NA	2,56%	NC	0,8%/2,30%	NA	NA	NA
<b>US7766961061 Action Roper Technologies Inc - SRI : NA**</b>								
1,42%	3,82%	NA	1,42%	3,82%	0,8%/2,30%	NA	NA	NA
<b>GB00B03MLX29 Action Royal Dutch - SRI : NA**</b>								
NC	-100%	NA	NC	-100%	0,8%/2,30%	NA	NA	NA
<b>FR0013269123 Action Rubis - SRI : NA**</b>								
17,65%	-8,86%	NA	17,65%	-8,86%	0,8%/2,30%	NA	NA	NA
<b>DE0007037129 Action Rwe AG - SRI : NA**</b>								
-29,99%	0%	NA	-29,99%	0%	0,8%/2,30%	NA	NA	NA
<b>FR0000073272 Action Safran - SRI : NA**</b>								
33,01%	12,84%	NA	33,01%	12,84%	0,8%/2,30%	NA	NA	NA
<b>FR0000125007 Action Saint Gobain - SRI : NA**</b>								
28,56%	17,97%	NA	28,56%	17,97%	0,8%/2,30%	NA	NA	NA
<b>IT0005252140 Action Saipem - SRI : NA**</b>								
NC	NC	NA	NC	NC	0,8%/2,30%	NA	NA	NA
<b>CH1243598427 Action Sandoz Group - SRI : NA**</b>								
34,84%	0%	NA	34,84%	0%	0,8%/2,30%	NA	NA	NA
<b>FR0000120578 Action Sanofi - SRI : NA**</b>								
4,43%	3,56%	NA	4,43%	3,56%	0,8%/2,30%	NA	NA	NA
<b>DE0007164600 Action Sap - SRI : NA**</b>								
69,41%	NC	NA	69,41%	NC	0,8%/2,30%	NA	NA	NA
<b>FR0013154002 Action Sartorius Stedim Biotech - SRI : NA**</b>								
-21,21%	-8,31%	NA	-21,21%	-8,31%	0,8%/2,30%	NA	NA	NA
<b>NL0000360618 Action Sbm Offshore NV - SRI : NA**</b>								
36,22%	1,73%	NA	36,22%	1,73%	0,8%/2,30%	NA	NA	NA
<b>AN8068571086 Action Schlumberger - SRI : NA**</b>								
13,69%	NC	NA	13,69%	NC	0,8%/2,30%	NA	NA	NA
<b>FR0000121972 Action Schneider - SRI : NA**</b>								
32,52%	15,28%	NA	32,52%	15,28%	0,8%/2,30%	NA	NA	NA
<b>SE0000148884 Action Seb A - SRI : NA**</b>								
5,44%	NC	NA	5,44%	NC	0,8%/2,30%	NA	NA	NA
<b>FR0000121709 Action Seb Sa - SRI : NA**</b>								
-22,57%	-10,1%	NA	-22,57%	-10,1%	0,8%/2,30%	NA	NA	NA
<b>DE0007236101 Action Siemens - SRI : NA**</b>								
10,97%	NC	NA	10,97%	NC	0,8%/2,30%	NA	NA	NA
<b>NL0011821392 Action Signify - SRI : NA**</b>								
-28,83%	NC	NA	-28,83%	NC	0,8%/2,30%	NA	NA	NA
<b>SE0000113250 Action Skanska - SRI : NA**</b>								
23,31%	NC	NA	23,31%	NC	0,8%/2,30%	NA	NA	NA

Performance brute de l'UC (A)		Frais de gestion de l'UC dont frais rétrocedés (taux de rétrocessions de commissions) (B)	Performance nette de frais de gestion de l'UC (A-B)		Frais de gestion du contrat/frais GSMD* UC+ Mandat Contrat (C)	Frais totaux dont frais rétrocedés (taux de rétrocessions de commissions) (B+C)	Performance finale (A-B-C)	
Annuelle (2024)	Moyenne annualisée sur 5 ans (2024/2020) <sup>(2)</sup>		Annuelle (2024)	Moyenne annualisée sur 5 ans (2024/2020) <sup>(2)</sup>			Annuelle (2024)	Moyenne annualisée sur 5 ans (2024/2020) <sup>(2)</sup>
<b>FR0004016699 Action Societe Marseillaise Du Tunnel Prado Carenage - SRI : NA**</b>								
-0,72%	11,52%	NA	-0,72%	11,52%	0,8%/2,30%	NA	NA	NA
<b>FR0000121220 Action Sodexo - SRI : NA**</b>								
-20,15%	2,82%	NA	-20,15%	2,82%	0,8%/2,30%	NA	NA	NA
<b>US8552441094 Action Starbucks - SRI : NA**</b>								
1,08%	-3,13%	NA	1,08%	-3,13%	0,8%/2,30%	NA	NA	NA
<b>NL00150001Q9 Action Stellantis N.V. - SRI : NA**</b>								
-40,24%	NC	NA	-40,24%	NC	0,8%/2,30%	NA	NA	NA
<b>NL0000226223 Action Stmicroelectronics Nv - SRI : NA**</b>								
-45,88%	-4,32%	NA	-45,88%	-4,32%	0,8%/2,30%	NA	NA	NA
<b>FR0010613471 Action Suez Environnement - SRI : NA**</b>								
0%	-100%	NA	0%	-100%	0,8%/2,30%	NA	NA	NA
<b>FR0013505062 Action Technicolor - SRI : NA**</b>								
NC	-41,73%	NA	NC	-41,73%	0,8%/2,30%	NA	NA	NA
<b>GB00BDSFG982 Action Technip Fmc - SRI : NA**</b>								
49,87%	-100%	NA	49,87%	-100%	0,8%/2,30%	NA	NA	NA
<b>FR0000051807 Action Teleperformance - SRI : NA**</b>								
-37,05%	-21,07%	NA	-37,05%	-21,07%	0,8%/2,30%	NA	NA	NA
<b>CH0012453913 Action Temenos - SRI : NA**</b>								
-19,57%	NC	NA	-19,57%	NC	0,8%/2,30%	NA	NA	NA
<b>US88160R1014 Action Tesla Motors Inc - SRI : NA**</b>								
72,86%	NC	NA	72,86%	NC	0,8%/2,30%	NA	NA	NA
<b>FR0000121329 Action Thales - SRI : NA**</b>								
5,73%	13,11%	NA	5,73%	13,11%	0,8%/2,30%	NA	NA	NA
<b>NO0005668905 Action Tomra Systems - SRI : NA**</b>								
14,49%	NC	NA	14,49%	NC	0,8%/2,30%	NA	NA	NA
<b>FR0000120271 Action Totalenergies SE - SRI : NA**</b>								
-9,05%	8,62%	NA	-9,05%	8,62%	0,8%/2,30%	NA	NA	NA
<b>DE0007500001 Action Thyssenkrupp - SRI : NA**</b>								
-37,88%	NC	NA	-37,88%	NC	0,8%/2,30%	NA	NA	NA
<b>FR0013326246 Action Unibail-RODAMCO-WESTFIELD - SRI : NA**</b>								
8,67%	2,4%	NA	0%	2,4%	0,8%/2,30%	NA	NA	NA
<b>IT0005239360 Action Unicredit Spa - SRI : NA**</b>								
56,82%	NC	NA	56,82%	NC	0,8%/2,30%	NA	NA	NA
<b>GB00B10RZP78 Action Unilever - SRI : NA**</b>								
19,68%	0,65%	NA	0%	0,65%	0,8%/2,30%	NA	NA	NA
<b>US9078181081 Action Union Pacific - SRI : NA**</b>								
-1,25%	NC	NA	-1,25%	NC	0,8%/2,30%	NA	NA	NA
<b>US91324P1021 Action Unitedhealth Group Inc - SRI : NA**</b>								
2,2%	NC	NA	2,2%	NC	0,8%/2,30%	NA	NA	NA
<b>NL0015000IY2 Action Universal Music - SRI : NA**</b>								
-2,61%	NC	NA	-2,61%	NC	0,8%/2,30%	NA	NA	NA
<b>FI0009005987 Action UPM - SRI : NA**</b>								
-22,02%	NC	NA	-22,02%	NC	0,8%/2,30%	NA	NA	NA
<b>US9113121068 Action UPS United Parcel Service - SRI : NA**</b>								
-14,7%	-5,62%	NA	-14,7%	-5,62%	0,8%/2,30%	NA	NA	NA
<b>FR0013176526 Action Valeo - SRI : NA**</b>								
-33,12%	-22,01%	NA	-33,12%	-22,01%	0,8%/2,30%	NA	NA	NA
<b>FR0013506730 Action Vallourec Regroupement - SRI : NA**</b>								
17,03%	-9,3%	NA	17,03%	-9,3%	0,8%/2,30%	NA	NA	NA
<b>FR0000124141 Action Veolia - SRI : NA**</b>								
-5,08%	6,26%	NA	-5,08%	6,26%	0,8%/2,30%	NA	NA	NA
<b>FR0004186856 Action Vetoquinol Sa - SRI : NA**</b>								
-26,86%	NC	NA	-26,86%	NC	0,8%/2,30%	NA	NA	NA
<b>FR0000052516 Action Vilmorin &amp; Cie - SRI : NA**</b>								
-14,7%	-5,62%	NA	-14,7%	-5,62%	0,8%/2,30%	NA	NA	NA

Performance brute de l'UC (A)		Frais de gestion de l'UC dont frais rétrocedés (taux de rétrocessions de commissions) (B)	Performance nette de frais de gestion de l'UC (A-B)		Frais de gestion du contrat/frais GSMD* UC+ Mandat Contrat (C)	Frais totaux dont frais rétrocedés (taux de rétrocessions de commissions) (B+C)	Performance finale (A-B-C)	
Annuelle (2024)	Moyenne annualisée sur 5 ans (2024/2020) <sup>(2)</sup>		Annuelle (2024)	Moyenne annualisée sur 5 ans (2024/2020) <sup>(2)</sup>			Annuelle (2024)	Moyenne annualisée sur 5 ans (2024/2020) <sup>(2)</sup>
<b>FR0000125486 Action Vinci - SRI : NA**</b>								
-8,66%	4,16%	NA	-8,66%	4,16%	0,8%/2,30%	NA	NA	NA
<b>US92826C8394 Action Visa - SRI : NA**</b>								
29,12%	7,64%	NA	29,12%	7,64%	0,8%/2,30%	NA	NA	NA
<b>FR0000127771 Action Vivendi SE - SRI : NA**</b>								
-73,45%	-37,22%	NA	-73,45%	-37,22%	0,8%/2,30%	NA	NA	NA
<b>DE0007664005 Action Volkswagen - SRI : NA**</b>								
-22,2%	NC	NA	-22,2%	NC	0,8%/2,30%	NA	NA	NA
<b>SE0000115446 Action Volvo Ab-B SHS - SRI : NA**</b>								
-0,89%	NC	NA	-0,89%	NC	0,8%/2,30%	NA	NA	NA
<b>FR0004045847 Action Voyageurs Du Monde - SRI : NA**</b>								
13,95%	9,54%	NA	13,95%	9,54%	0,8%/2,30%	NA	NA	NA
<b>US9311421039 Action Walmart - SRI : NA**</b>								
82,86%	13,46%	NA	82,86%	13,46%	0,8%/2,30%	NA	NA	NA
<b>US2546871060 Action Walt Disney-DISNEY - SRI : NA**</b>								
31,17%	-9,28%	NA	31,17%	-9,28%	0,8%/2,30%	NA	NA	NA
<b>US94106L1098 Action Waste Management Inc - SRI : NA**</b>								
19,84%	NC	NA	19,84%	NC	0,8%/2,30%	NA	NA	NA
<b>AT0000831706 Action Wienerberger Ag - SRI : NA**</b>								
-11,83%	NC	NA	-11,83%	NC	0,8%/2,30%	NA	NA	NA
<b>US9497461015 Action Wells Fargo - SRI : NA**</b>								
51,8%	18,41%	NA	51,8%	18,41%	0,8%/2,30%	NA	NA	NA
<b>US9699041011 Action Williams-SONAMA - SRI : NA**</b>								
44,13%	-100%	NA	44,13%	-100%	0,8%/2,30%	NA	NA	NA
<b>FR0011981968 Action Worldline - SRI : NA**</b>								
-45,88%	-36,02%	NA	-45,88%	-36,02%	0,8%/2,30%	NA	NA	NA
<b>US3848021040 Action Ww Grainger Inc - SRI : NA**</b>								
35,29%	NC	NA	35,29%	NC	0,8%/2,30%	NA	NA	NA
<b>IT0003540470 Action Yoox Spa - SRI : NA**</b>								
NC	NC	NA	NC	NC	0,8%/2,30%	NA	NA	NA

\*\* Hors dividendes perçus . NA = Non Applicable NC = Non Connue. Les données « NC » devraient être disponibles dans de brefs délais au sein des Documents d'informations clés des supports, accessibles sur le site <https://www.assurances.societegenerale.com/fr/investisseur-journaliste/nous-connaître/nos-entités/entités-france/notre-documentation-produits/> ainsi qu'auprès de votre Banquier Privé.

(1) La liste des supports présentés dans ce document est susceptible d'évoluer dans le temps et ne constitue pas une annexe financière. Pour plus d'informations, veuillez vous rapprocher de votre Banquier Privé. (2) Ou le cas échéant, sur la durée d'existence de l'unité de compte en cas de durée inférieure à 5 ans (3) La performance de cet OPC est entendue coupon inclus. (4) Concernant les SCPI, la performance nette correspond au taux DVM (Taux de distribution sur Valeur de Marché) qui se détermine pour une année par la division entre : d'une part, la distribution brute avant prélèvements libératoires et sociaux versés au titre de l'année (y compris les acomptes exceptionnels et quote-part de plus-values distribuées) et d'autre part, le prix de souscription moyen d'une part de l'année. Ce taux est communiqué par la société de gestion.

Pour plus d'information, veuillez vous référer au Document d'informations Clés de chacun des supports (le cas échéant, au document décrivant les caractéristiques principales du support), disponible auprès de votre Banquier Privé ou sur [particuliers.sg.fr](https://particuliers.sg.fr). Sogécap ne s'engage que sur le nombre d'unités de compte mais pas sur leur valeur. En effet, cette dernière, qui reflète la valeur des unités de comptes sous-jacents, est sujette à des fluctuations à la hausse comme à la baisse dépendant en particulier de l'évolution des marchés financiers. Ces fluctuations peuvent ainsi entraîner un risque de perte en capital. Les performances passées ne préjugent pas des performances futures.

**La performance nette de frais de gestion de l'unité de compte (A-B) est arrêtée au 31/12/2024.**

**La performance finale (A-B-C) s'entend hors frais sur versement ou arbitrage**

**Les frais de gestion de l'unité de compte (B) sont arrêtés au dernier exercice clos, lequel n'est pas nécessairement au 31/12/2024.**

**Les frais de gestion de l'unité de compte sont prélevés par le gestionnaire d'actifs. Le taux de rétrocessions de commissions correspond à la partie de frais de gestion de l'unité de compte reversée à l'assureur, lequel en reverse par la suite une partie au distributeur.**

**Les frais de gestion du contrat (C) sont prélevés par l'assureur.**

**Ces frais diminuent le montant de votre épargne et ont une incidence sur le rendement de votre investissement au fil du temps.**

**Ces performances ne préjugent en aucun cas des performances des années à venir.**

**Liste des supports éligibles au 01/01/2025**

Société Générale Gestion Privée Vie Evolution est un contrat d'assurance individuelle sur la vie. Société Générale Gestion Privée Capitalisation Evolution et Société Générale Gestion Privée Capitalisation PM sont des contrats de capitalisation. L'adhésion à ces contrats est permise uniquement aux investisseurs n'ayant pas la qualité de "U.S Person" (telle que cette expression est définie dans la réglementation fédérale américaine).

SOCIETE GENERALE ASSURANCES est la marque commerciale de SOGECAP, SA d'assurance sur la vie et de capitalisation au capital de 1 263 556 110 EUR. Entreprise régie par le Code des assurances - 086 380 730 RCS Nanterre - Siège Social : Tour D2 - 17 bis place des Reflets - 92919 Paris La Défense Cedex - Centre Relation Client : 42 boulevard Alexandre Martin - 45057 Orléans Cedex 1.

Autorité chargée du contrôle : Autorité de Contrôle Prudentiel et de Résolution (ACPR) - 4 place de Budapest - CS 92459 - 75436 Paris Cedex 09.

SOCIÉTÉ GÉNÉRALE. SA au capital de 1 000 395 971,25 EUR. Siège social : 29 boulevard Haussmann - 75009 Paris - 552 120 222 RCS Paris Intermédiaire en assurance dûment enregistré à l'ORIAS sous le N° 07 022 493 ("orias.fr")

Réf 539798AF - 01/2025

ADEME : FR231725\_01YSGB

